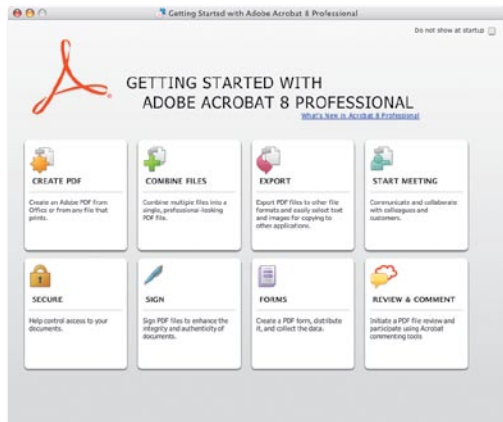


# ADOBE® ACROBAT® 8 FAMILY

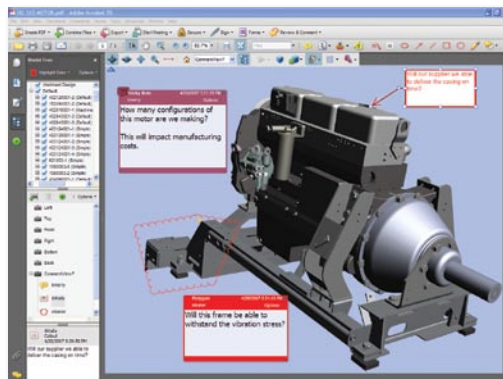
The Adobe Acrobat 8 family of products enables business professionals to communicate and collaborate with confidence using Adobe PDF, the de facto standard for electronic document exchange.



**ACROBAT 8 STANDARD**      **ACROBAT 8 PROFESSIONAL**      **ACROBAT 3D VERSION 8**



Easily access Acrobat features you use the most to complete common tasks faster with the new Getting Started screens in Acrobat 8 Standard, Acrobat 8 Professional, and Acrobat 3D Version 8.

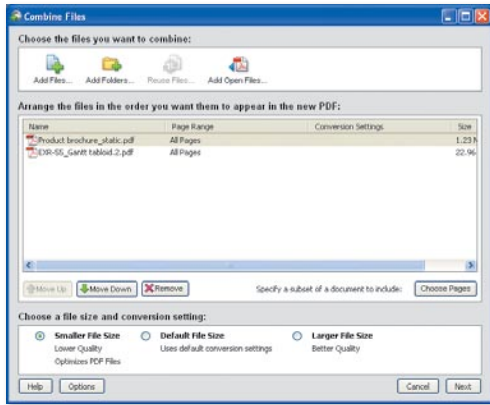


Quickly convert 3D designs from virtually any CAD file to PDF documents and enable your extended team to use Adobe Reader® to review, comment, and mark up these designs, when enabled by Acrobat 3D.

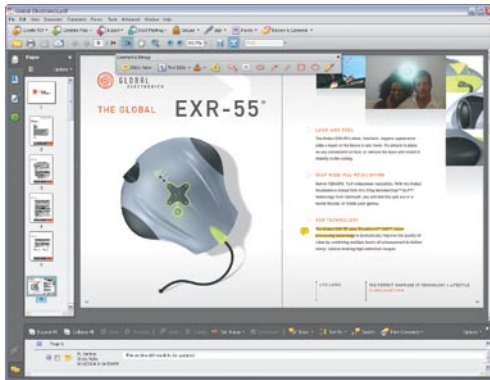
## Reliably create, optimize, and share content-rich documents

Create Adobe® PDF files from any application that prints	●	●	●
Right-click or drag and drop files to the Acrobat® icon for easy conversion	●	●	●
Select file compression and resolution settings when creating a PDF	●	●	●
Scan documents into Adobe PDF and automatically recognize text with optical character recognition (OCR)	●	●	●
Facilitate reuse of content: Save Adobe PDF files into multiple file formats, including Microsoft Word documents, retaining the layout, fonts, formatting, and tables	●	●	●
<b>Create Adobe PDF files from popular business applications with one-button ease:</b>			
• From Microsoft Word, Excel, and PowerPoint—documents, spreadsheets, presentations, and more	●	●	●
• From Microsoft Internet Explorer—an entire website, a single page, or portions of a page (Windows® only)	●	●	●
• From Microsoft Publisher and Microsoft Access (Windows only)	●	●	●
• From Microsoft Outlook and IBM® LotusNotes, retaining e-mail attachments, links, and bookmarks for sender, date, and subject (Windows only)	●	●	●
• Create Adobe PDF files with one-button ease from AutoCAD®, Microsoft Visio, and Microsoft Project (Windows only)		●	●
• Preserve document layers in technical drawings in Visio and AutoCAD		●	●
• Retain object data in Visio		●	●
Easily create PDF files that are larger than 200 inches		●	●
Convert DWG files to Adobe PDF files without using AutoCAD or AutoCAD LT		●	●
Convert 3D designs from virtually any CAD file to highly compressed PDF documents for use by extended teams without expensive CAD or viewer software			●
Include PMI* data with 3D designs in PDF documents for use by extended teams			●
Export precise geometry data from PDF into neutral file formats such as STEP or IGES for downstream use in CAD, CAM, and CAE applications			●
Insert 3D CAD designs into Microsoft Word, Excel, and PowerPoint documents and convert the files to PDF			●
Create rich, interactive documents with 3D content: Clean up CAD designs, Add materials, create exploded views, edit lighting, and save as 3D objects or 2D raster/vector images			●

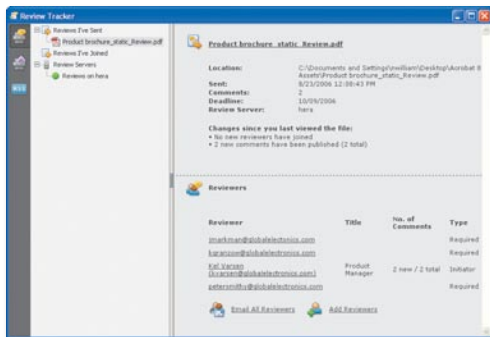
\*Product manufacturing information (PMI) is used to convey information such as geometric dimensioning and tolerancing, annotations, and other specifications directly on the 3D model.



Combine files from multiple applications into a single Adobe PDF file. Include only the pages or worksheets you need, and arrange them in the order you want them to appear. Easily optimize file size and conversion settings.



Use familiar commenting and markup tools including sticky notes, text edits, highlighter, and more to review documents in Adobe PDF. View and sort comments by author or page in the Comments pane.



Easily manage document reviews with Adobe Acrobat. Send PDF files for review, and track the status of feedback using review management tools. Even add new reviewers, and e-mail all participants with reminders.

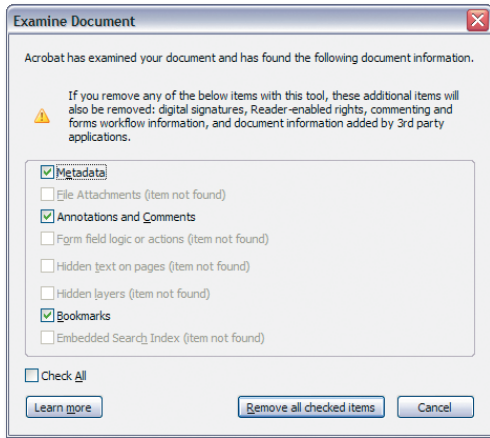
## Combine files from multiple applications into a single, polished document

	ACROBAT 8 STANDARD	ACROBAT 8 PROFESSIONAL	ACROBAT 3D VERSION 8
Combine multiple files into a searchable, sortable PDF package that maintains the individual security settings and digital signatures of the original PDF files	●	●	●
Merge files from multiple applications into a single PDF with continuous pages	●	●	●
Reduce PDF file size by optimizing compression and resolution with a single click	●	●	●
Attach native files to PDF documents	●	●	●
Easily apply Bates numbering to a set of documents		●	●
Add and precisely place backgrounds or watermarks, headers, and footers to PDF files	●	●	●
Save backgrounds, watermarks, headers, and footers for easy reuse in the future	●	●	●
Shrink documents so headers and footers do not run into document content	●	●	●
Embed multimedia, sound files, and 3D graphics		●	●

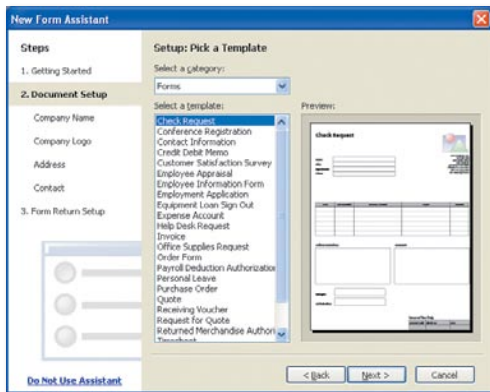
## Manage and organize feedback to expedite document collaboration

Use Start Meeting to collaborate online and share documents in real time with Adobe Acrobat Connect™ software	●	●	●
Manage reviews by exchanging Adobe PDF documents by e-mail	●	●	●
Conduct shared reviews—Leverage existing infrastructure (including network folders, Microsoft SharePoint, and WebDAV Server) to enable reviewers to see each other's comments	●	●	●
Use familiar commenting and markup tools including sticky notes, text edits, highlighter, stamps, cloud, callout, text box, and other shapes	●	●	●
Enable users of free Adobe Reader* software to fully participate in document reviews with complete commenting and markup tools		●	●
Navigate pages and zoom in to closely inspect details using the loupe tool, the dynamic zoom tool, and the pan and zoom window	●	●	●
Easily measure distance, perimeter, and area	●	●	●
Automatically aggregate comments so they appear together in one PDF file	●	●	●
Track the status of feedback using review management tools	●	●	●
Use the comment list summary to easily reconcile comments	●	●	●
Print summary of document comments	●	●	●
Sort and filter comments by reviewer	●	●	●
Format and spell-check comments	●	●	●
Export comments into Word documents (Windows only)	●	●	●
Export comments into AutoCAD files (Windows only)		●	●
Compare two Adobe PDF files side by side to see differences		●	●

\*Requires Adobe Reader 7.0 or 8



Find hidden information in PDF files, including metadata, annotations, attachments, form fields, layers, and bookmarks, and delete as needed.



Get started quickly with an easy-to-use wizard for forms creation and more than 20 form templates for data collection.

## Apply advanced document control and security

	ACROBAT 8 STANDARD	ACROBAT 8 PROFESSIONAL	ACROBAT 3D VERSION 8
Protect documents using passwords and 128-bit RC4 or Advanced Encryption Standard (AES), endorsed by the U.S. government for classified information	●	●	●
Apply restrictions on printing, copying, and altering PDF documents	●	●	●
Find hidden information, including metadata, annotations, attachments, form fields, layers, and bookmarks, and delete as needed	●	●	●
Permanently delete sensitive information, including specific text or illustrations, with redaction tools		●	●
Certify documents using GeoTrust® digital services to verify document authenticity	●	●	●
Help ensure document authenticity and integrity using digital signatures and public key infrastructure (PKI) technology	●	●	●
Enable Adobe Reader users to digitally sign PDF documents*		●	●
Add security policies to protect sensitive information outside your firewall through integration with Adobe LiveCycle® Policy Server software**	●	●	●

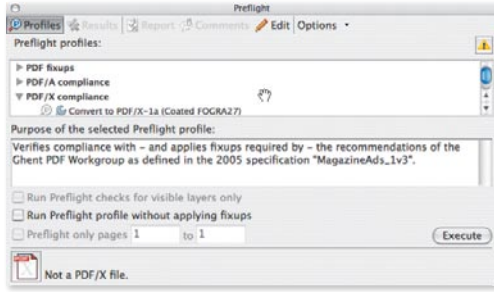
\*Requires Adobe Reader 7.0 or 8.

\*\*Available separately.

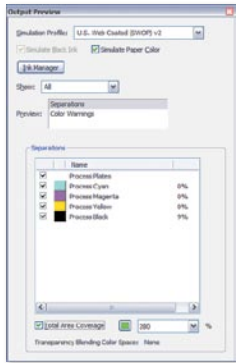
## Collect and exchange forms data

Fill and save PDF forms	●	●	●
Automatically recognize form fields on static PDF documents and convert them to interactive fields that can be filled electronically by anyone using free Adobe Reader software		●	●
Enable Adobe Reader users to fill and save PDF forms locally for offline use*		●	●
Create fillable PDF forms from scanned paper, existing PDF documents, Microsoft Word documents, or Excel spreadsheets		●	●
Create XML-based PDF forms for intelligent data collection and the distribution of structured information using Adobe LiveCycle Designer (Windows only)		●	●
Get started quickly with easy-to-use wizards that guide you through forms creation, distribution, and data aggregation		●	●
Create forms using more than 20 different XML-based templates (Windows only)		●	●
Import a PDF into LiveCycle Designer as background artwork, preserving the layout and fidelity of the original PDF (Windows only)		●	●
Compile returned forms into a single PDF package		●	●
Export form data to a spreadsheet for further analysis, without the need to rekey		●	●

\*For ad-hoc forms distribution and data collection for up to 500 people.



Identify and correct problems in PDF files using the enhanced preflight features. Preflight profiles can identify common problems and automatically correct them based on user-defined rules.



Identify, preview, and control the colors in a PDF file using Output Preview and Ink Manager. View individual plates for color separations. Convert spot colors to process or alias colors to ensure proper color separations.



Upgrade to the latest version of free Adobe Reader today. Share and view Adobe PDF documents across a wide variety of devices, including desktops, laptops, PDAs, and mobile phones. [www.adobe.com/reader](http://www.adobe.com/reader)

#### Additional Resources

For more information on IT tools that deploy and extend Acrobat across the organization, visit [www.adobe.com/go/it](http://www.adobe.com/go/it).



Adobe

**Adobe Systems Incorporated**  
345 Park Avenue  
San Jose, CA 95110-2704  
USA  
[www.adobe.com](http://www.adobe.com)

## Prepare files for high-quality printing

	ACROBAT 8 STANDARD	ACROBAT 8 PROFESSIONAL	ACROBAT 3D VERSION 8
Automate preflight and correction of Adobe PDF files		●	●
Control and automate PDF workflow using JDF		●	●
Create and validate PDF/X standard files		●	●
Touch up objects, edit images, crop content, and position content without creating a new Adobe PDF file		●	●
Overlay watermarks for viewing and printing		●	●
Print simple booklets	●	●	●
Synchronize color settings with Adobe Creative Suite® applications		●	●
Create and use transparency flattener presets		●	●
Flatten live transparencies, fix hairline rules, and convert colors to CMYK		●	●
Print composites and save composite EPS files		●	●
Preview color separations and transparency flattening		●	●

## Organize and archive documents

Use the built-in organizer tool to find, sort, and review thumbnails of Adobe PDF documents	●	●	●
Search Adobe PDF documents to retrieve information quickly <ul style="list-style-type: none"> <li>Document metadata search</li> <li>Text search inside the document</li> </ul>	●	●	●
Create PDF/A standard files	●	●	●
Validate that documents are compliant with the PDF/A standard archive format		●	●
Catalog and build indexes of documents		●	●
Embed indexes within a PDF file	●	●	●

## Create more accessible Adobe PDF files

Make PDF documents more accessible by adding tags to control reading order and improve navigation	●	●	●
Customize accessibility preferences with an easy-to-use wizard	●	●	●
Check a document for possible accessibility problems		●	●
Set high-contrast colors for better visibility	●	●	●
Enable large-type display by setting text to reflow through pages	●	●	●
Provide a reading order for pages or columns of text		●	●

Adobe, the Adobe logo, Acrobat, Acrobat Connect, the Adobe PDF logo, Creative Suite, LiveCycle, and Reader are either registered trademarks or trademarks of Adobe Systems Incorporated in the United States and/or other countries. AutoCAD is either a registered trademark or a trademark of Autodesk, Inc., in the USA and/or other countries. GeoTrust is a registered trademark of GeoTrust, Inc. Microsoft and Windows are either registered trademarks or trademarks of Microsoft Corporation in the United States and/or other countries. All other trademarks are the property of their respective owners. Any references to Global Electronics and its logo or to Global Corp., its logo, or its products are for demonstration purposes only and are not intended to refer to any actual organizations or products.

© 2007 Adobe Systems Incorporated. All rights reserved. Printed in the USA.  
95009415 6/07