

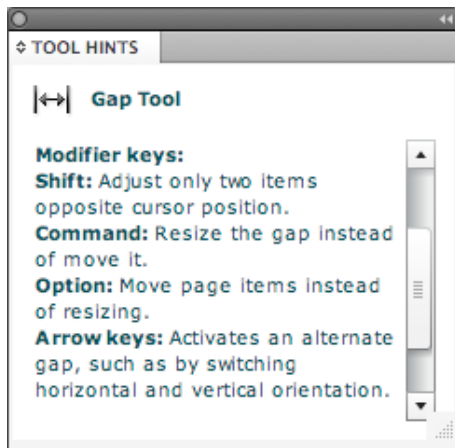
Adobe® InDesign® CS5

Did you know?

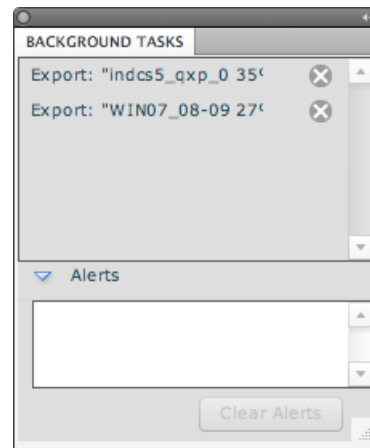


Volume 1: Usability enhancements

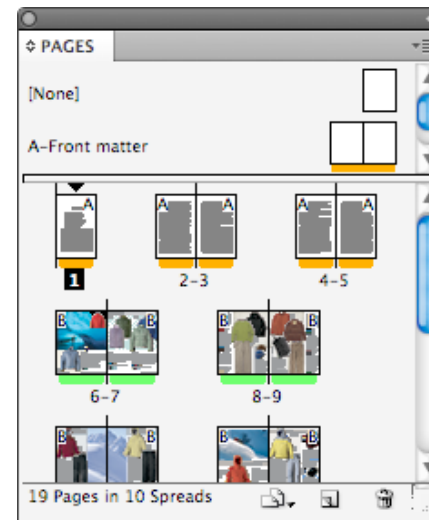
Adobe InDesign CS5 software includes dozens of features that are often overlooked but which can greatly improve your productivity. Here are four that you should know about: the Tool Hints panel, background exporting of PDF and InDesign Markup Language (IDML) files, color page labels, and spring-loaded shortcuts.



1 The Tool Hints panel (in the Window > Utilities menu) offers helpful guidance for whatever tool is currently selected, including modifier keys that provide additional functionality.



2 PDF and IDML files are now exported in the background, so you can keep working. Open the Background Tasks panel from the Window > Utilities menu to see the progress.



3 The Pages panel can now display color labels for easy section or page identification. Choose colors from the Color Label menu in the Pages panel menu. Apply a color label to a document page or to a master page, and the affiliated document pages also appear with that label.

4 Every tool in the Tools panel has an associated keyboard shortcut, such as *T* for the Type tool and *U* for the Gap tool. The spring-loaded shortcuts feature lets you hold down a tool's shortcut key to use the tool temporarily. For example, with the Selection tool selected, you can hold down the *U* key to use the Gap tool—when you release the *U* key, InDesign reverts back to the Selection tool.

