



# Adobe® Access Trial


## Next Steps

Thank you for submitting your trial request. Please take a moment to read the below details on what to expect next.

Once your trial has been reviewed and approved from Adobe, your order should get processed in 48 hours.

1—The Adobe Access Trial requires you to enter your required information, and receive emails from, TWO different Adobe web sites. To make sure that you receive all of the email notifications from these sites, please set your spam filters to accept email from:

- [avlinfo@adobe.com](mailto:avlinfo@adobe.com) (ESD)
- [adobeaccesscert@adobe.com](mailto:adobeaccesscert@adobe.com) (certificate)


Licensing Website (LWS)
Help | Contact Us

### Log In

Welcome to the Adobe Licensing Web Site (LWS)!

If this is your first time logging in since October 13, 2009, log in using your existing LWS login and password. You'll be guided on how to migrate to the new email based login.

If you have already logged in since then, log in using your new email based login and password.

This website is available to Adobe customers, employees, resellers, distributors and licensing centers. Information available on this site may vary by role.

Use of this website signifies your agreement to the [Terms of Use](#) and [Online Privacy Policy](#).

\* Required Field

Enter Your Login ID and Password

Login ID \*

Enter your current LWS login ID or new email login if created

Password \*

[Forgot your password](#) | [Create new password](#)

[Log In](#)

[Company](#) | [Terms of Use](#) | [Online Privacy Policy](#) | [Accessibility](#) | [Avoid software piracy](#) | [Permissions and trademarks](#) | [Product License Agreements](#)

Copyright © 2012 Adobe Systems Incorporated . All rights reserved. Use of this website signifies your agreement to the [Terms of Use](#) and [Online Privacy Policy](#) .


2—Next, you will receive an email from the Adobe Volume Licensing Team ([avlinfo@adobe.com](mailto:avlinfo@adobe.com)), with logon information for the Adobe Licensing Website: <https://licensing.adobe.com>. You will need to log on to the website and download your Adobe Access software. If you need more information on the electronic software download process, there is a short tutorial at: <https://my.adobe.acrobat.com/esdownload>.

3—You will also receive an email from the Adobe Access Certificate Team ([adobeaccesscert@adobe.com](mailto:adobeaccesscert@adobe.com)), with your logon information for the Adobe Access Certificate Enrollment site [http://www.adobe.com/go/flashaccess\\_certificate\\_enrollment](http://www.adobe.com/go/flashaccess_certificate_enrollment). You will need to logon to the site to send in the request for your digital certificate.

4—A digital certificate is required in order to create and license Adobe Access protected content. In order to receive a Adobe Access trial certificate, you must designate at least one individual at your company as the Adobe Access Certificate Administrator and another individual to make the actual certificate request on this site. The designated Adobe Access Certificate Requester at your company must follow the instructions to generate and upload a Certificate Signing Request (CSR). There is a two-level approval step (by the company Administrator as well as Adobe), after which the certificate will be delivered; this process may take several days.

Home / Sign In

**Need an account?**

 An Adobe account is required in order to request Flash Access certificates.

[Create an Adobe Account](#)

**Returning members sign in**

**Adobe ID**  
(Usually your email address)

[Did you forget your Adobe ID?](#)

**Password**

[Did you forget your password?](#)


Remember me

[Sign in](#)

[Need Sign in help?](#)

Careers | Online Privacy Policy | Terms of Use | Contact us | Accessibility | Report piracy | Permissions and trademarks  
Product license agreements | Send feedback

Copyright © 2010 Adobe Systems Incorporated. All rights reserved.  
Use of this website signifies your agreement to the Terms of Use and Online Privacy Policy (updated 07-14-2009).



5—It is very important that you have reviewed the Certificate Enrollment Guide prior to using the Certificate Enrollment Site: [http://help.adobe.com/en\\_US/flashaccess/3.0/FAXS\\_3\\_0\\_CertEnrollment.pdf](http://help.adobe.com/en_US/flashaccess/3.0/FAXS_3_0_CertEnrollment.pdf).

6—The process for submitting a request for a digital certificate requires that you are familiar with:

- How public key infrastructure (PKI) works
- How to generate key pairs and secure your private keys
- How to generate a certificate signing request (CSR)
- How to convert PKCS#7 into PKCS#12, PEM, and DER files

7—With the Adobe Access 2.0 software installed and a valid certificate properly configured on your system, you will be ready to begin your trial.



**Adobe Systems Incorporated**  
345 Park Avenue  
San Jose, CA 95110-2704  
USA  
[www.adobe.com](http://www.adobe.com)

**For more documentation and resources please see the following link:**  
<http://www.adobe.com/support/documentation/en/flashaccess/index.html>

Adobe, the Adobe logo, Creative Suite, Adobe Access, and Flash Media Server are either registered trademarks or trademarks of Adobe Systems Incorporated in the United States and/or other countries. Mac OS is a trademark of Apple Inc., registered in the U.S. and other countries. Intel is a trademark of Intel Corporation in the U.S. and other countries. PowerPC is a trademark of International Business Machines Corporation in the United States, other countries, or both. Microsoft, OpenType, Windows, and Windows Vista are either registered trademarks or trademarks of Microsoft Corporation in the United States and/or other countries. All other trademarks are the property of their respective owners.

© 2012 Adobe Systems Incorporated. All rights reserved.  
91070932 4/12