



Adobe Connect



Good bye Flash, Hello HTML



Adobe Flash reached its end-of-life on **December 31, 2020**.

The following information will help ensure a seamless Flash-to-HTML transition for Adobe Connect customers.

Transition of Adobe Connect to a modern Flash- free architecture

New



HTML browser client

For Presenters & Participants to
host or join Adobe Connect rooms
via any modern browser

[Try Now](#)

New




Native desktop application
for Windows

Eliminating the need for
Flash plug-ins in Adobe Connect
rooms.

[Download Now](#)

New



Native desktop application
for Mac

Eliminating the need for
Flash plug-ins in Adobe Connect
rooms.

[Download Now](#)

New



HTML SDK 2020, V11

SDK and Web-services API
available to build HTML-based
custom apps & integrations

[Download Now](#)

Coming Soon



New Native Mobile
apps

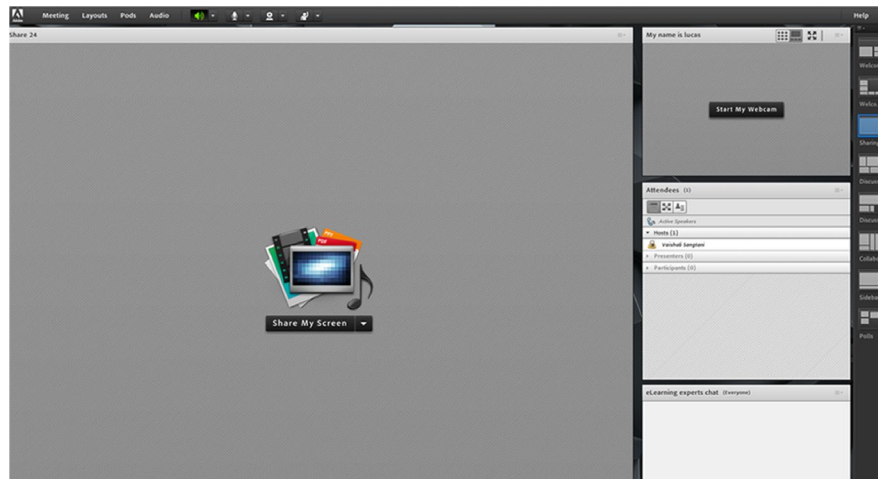
For Presenters & Participants to
host or join Adobe Connect rooms
via any mobile device

[* Coming Soon](#)

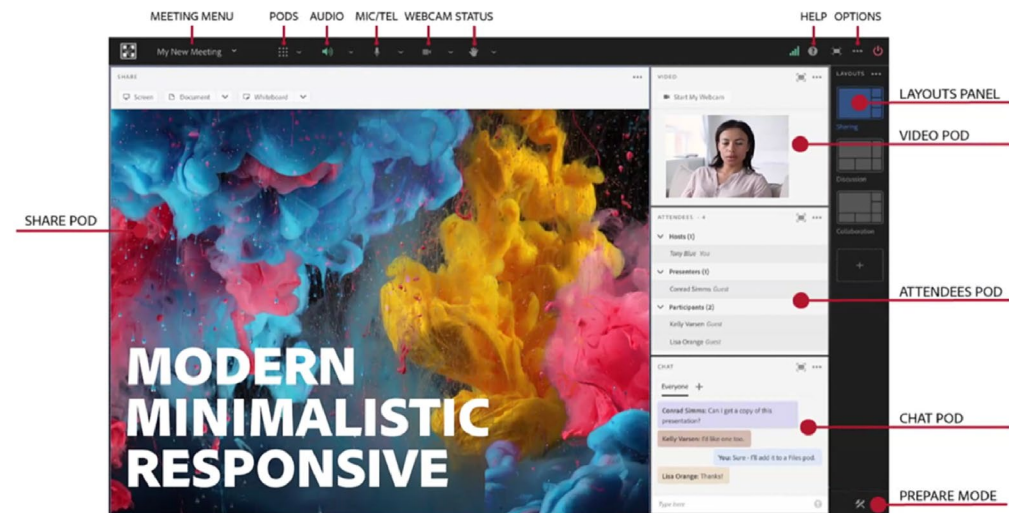
*Release dates subject to change

Starting **Dec 31, 2021**, users will no longer be able to join Adobe Connect rooms with old Flash-based browsers such as IE 11. To aid the migration, Adobe Connect will continue interim support for Flash-based Classic View in its native desktop applications until ***September 2021**.

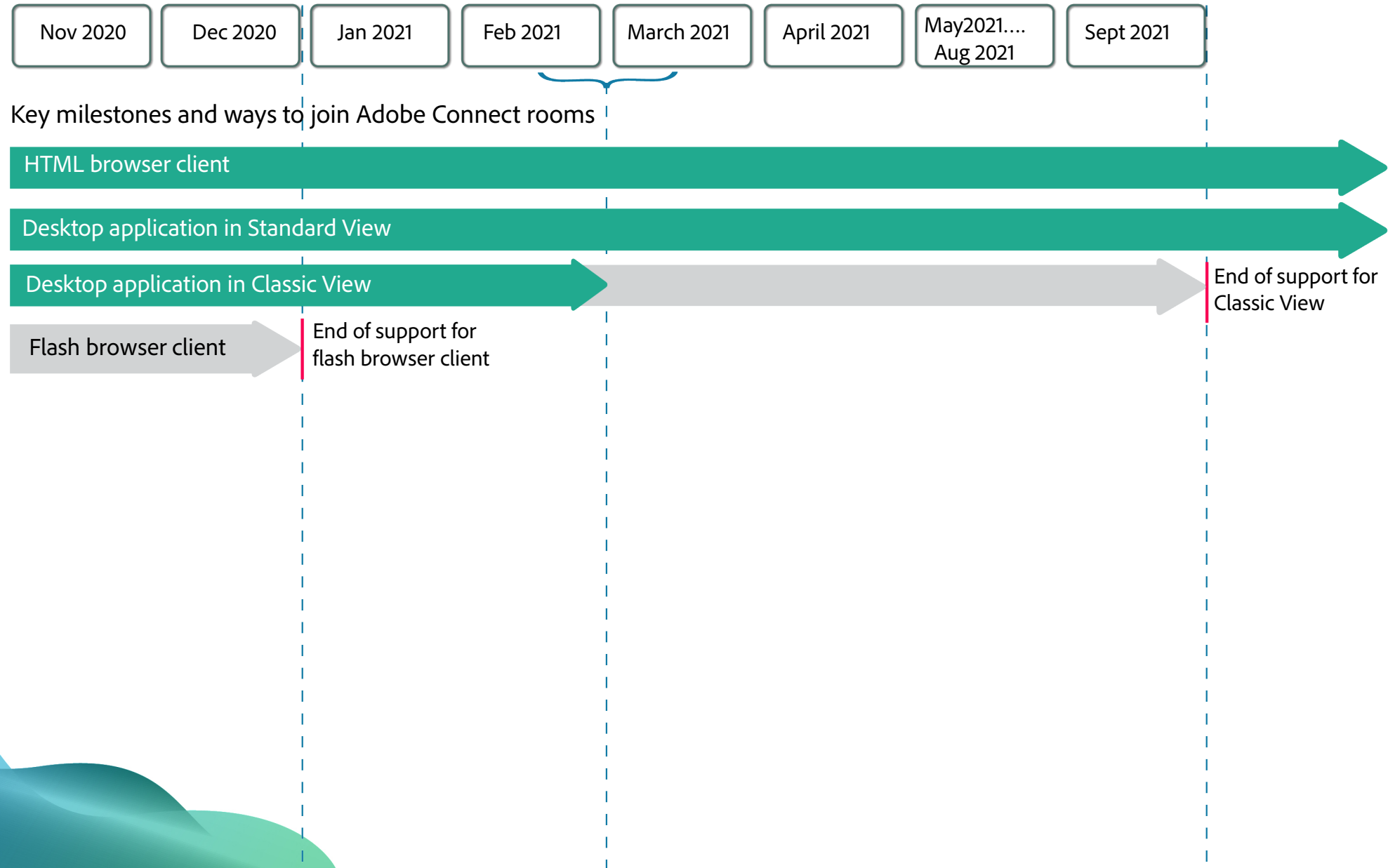
Classic View



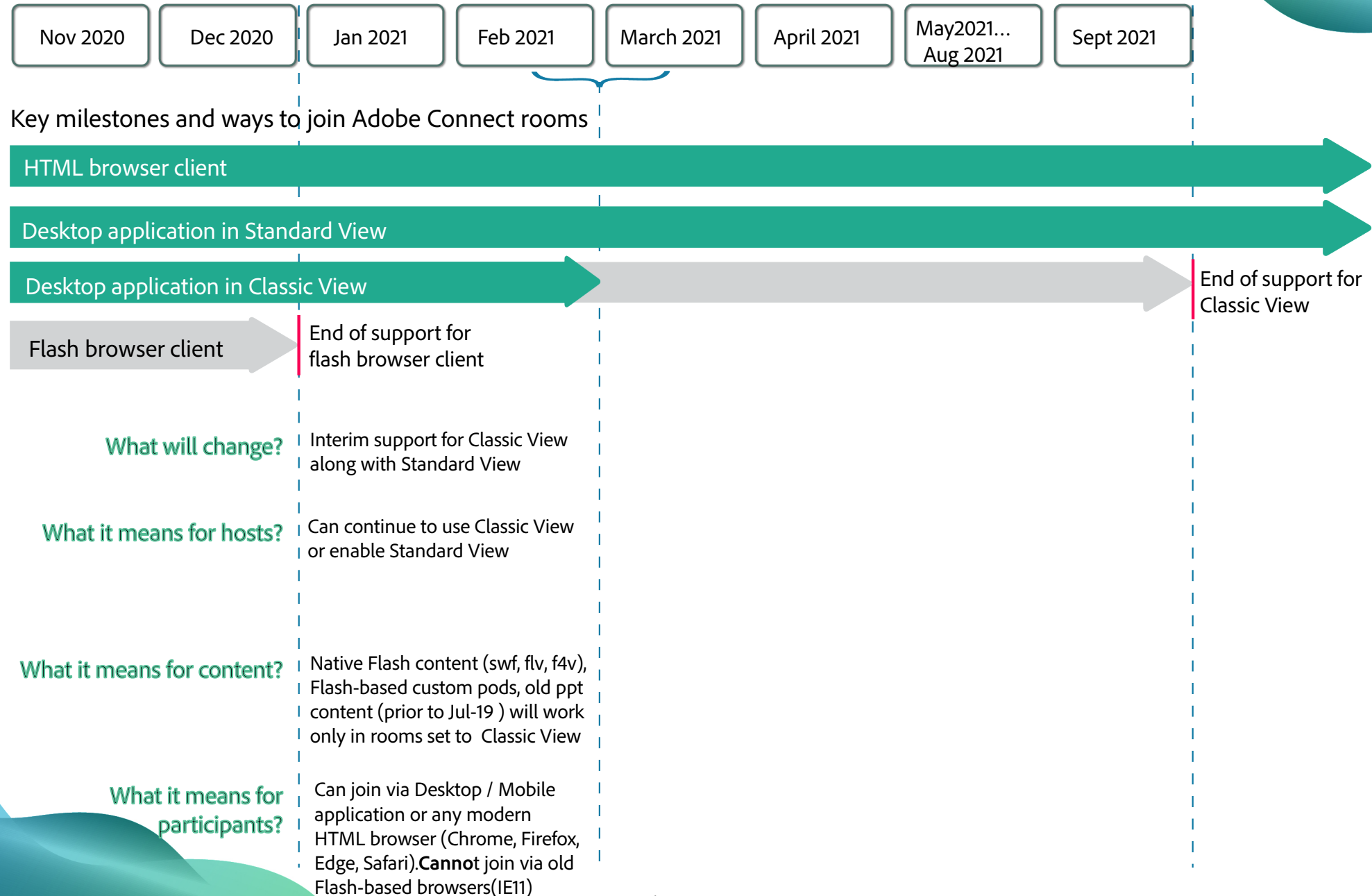
Standard View



What you need to know to plan your migration to Standard View

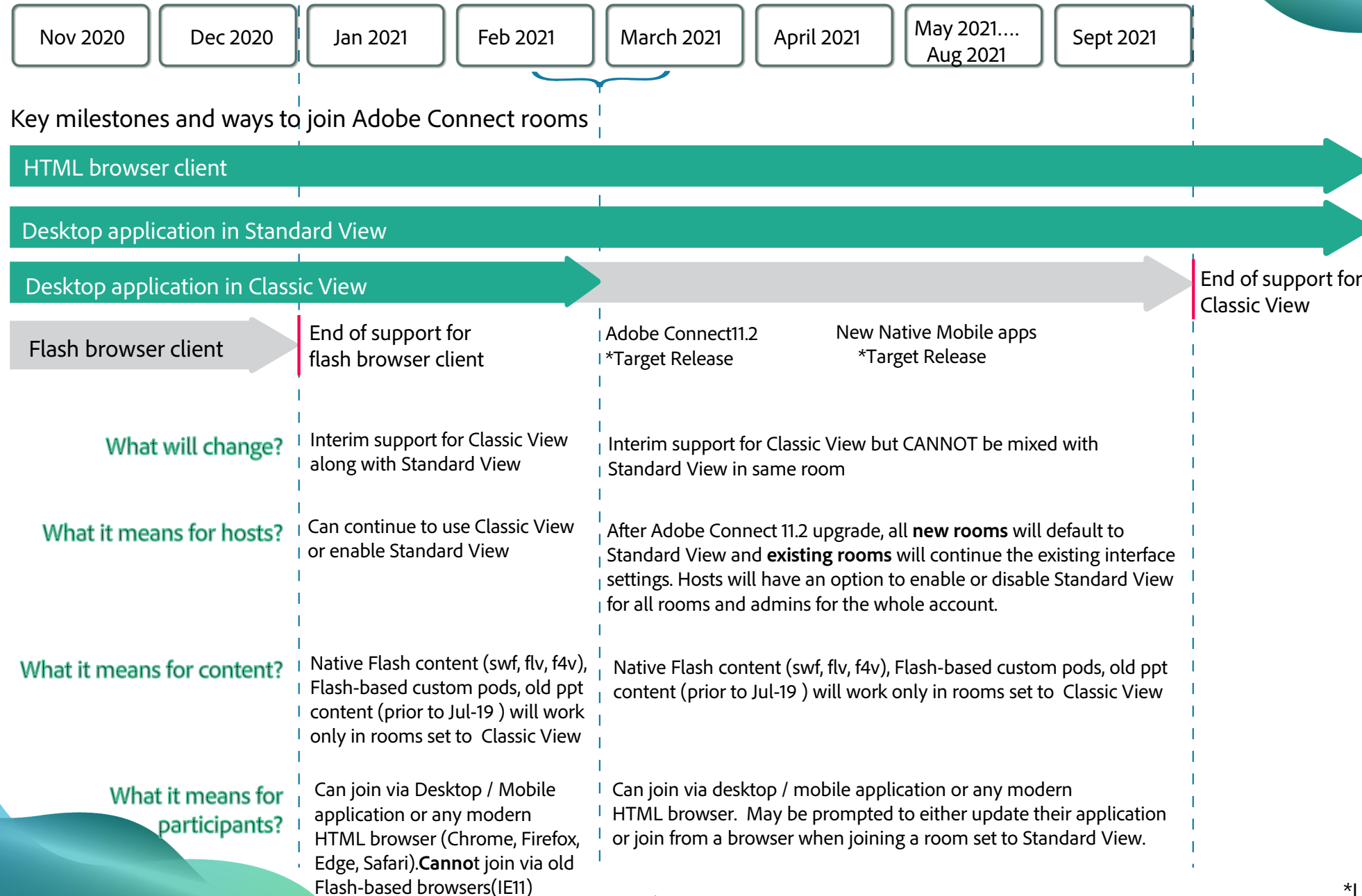


What you need to know to plan your migration to Standard View



*Release dates subject to change

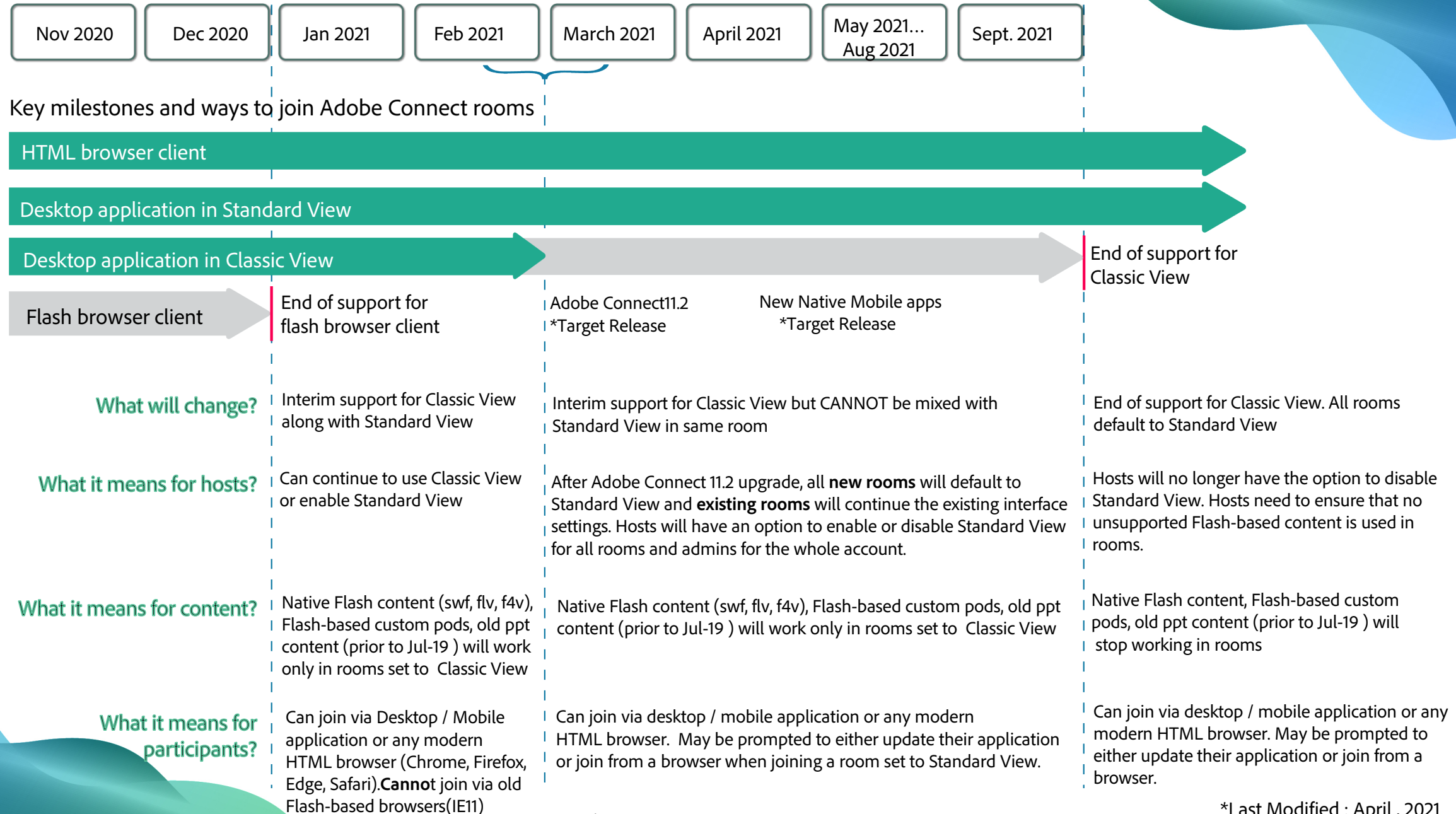
What you need to know to plan your migration to Standard View



*Release dates subject to change

*Last Modified : April , 2021

What you need to know to plan your migration to Standard View



*Release dates subject to change

*Last Modified : April , 2021

Which interface should I use? Standard view

- Recommended for most users
- Newer, modern interface
- Faster
- More accessible
- Available with the desktop application or via a modern browser (if enabled)

Application and browser interface settings

☒ Standard view (Recommended)

All attendees can either join from a modern browser in HTML Client, from the new desktop applications or from the current mobile apps. Users joining from classic desktop applications will be shown an appropriate message to either join from a modern browser or update their application.

☒ Enable browser access

☐ Use Enhanced audio*

Use this option to use enhanced audio (Opus codec).

* Users will not be able to join from mobile apps.

* Make Offline (mp4) recordings will not be possible.

☐ Classic view (The option to use classic view will be removed soon)

Use this option If some of the users are on 32-bit systems and need to share their desktop screen. Note: This will force all attendees to join from Flash client in browser or from the classic desktop application.

Should I use Enhanced Audio?

- Excellent sound quality
- Works with Standard view either via desktop applications or a web browser
- Works with online recordings
- No significant change in bandwidth
- Does not currently work with
 - Current mobile apps
 - Offline (MP4) recording process
- Enhanced audio is off by default

Should I enable browser access?

- HTML client includes virtually all functionality except screensharing. Available for hosts, presenters, and participants
- Limitations in displaying video
- Recommended for 1:many sessions (i.e., webinars)
- On by default

Which interface should I use?

Classic view

- Available for 32-bit Windows OS
- Supports legacy custom pods and Flash content

Application and browser interface settings

☒ Standard view (Recommended)

All attendees can either join from a modern browser in HTML Client, from the new desktop applications or from the current mobile apps. Users joining from classic desktop applications will be shown an appropriate message to either join from a modern browser or update their application.

☒ Enable browser access

☐ Use Enhanced audio*

Use this option to use enhanced audio (Opus codec).

* Users will not be able to join from mobile apps.

* Make Offline (mp4) recordings will not be possible.

☐ Classic view (The option to use classic view will be removed soon)

Use this option If some of the users are on 32-bit systems and need to share their desktop screen. Note: This will force all attendees to join from Flash client in browser or from the classic desktop application.

Reminder: Classic view will be deprecated in *September 2021

For Administrators - Compliance and Control Settings



Home | Content | Training | Meetings | Seminars | Event Management | Reports | Administration | My Profile

Account | Users and Groups | Audio Providers | Customization | Service Plan | Compliance and Control | Administration Dashboard

[Pods Management](#) | [Share Settings](#) | [Recordings and Notice](#) | [Training Settings](#) | [Engagement Tracking](#) | [HTML Client Settings](#) | [Advanced Settings](#)

Application and browser interface settings

☐ Force standard view (Recommended)

Use this to force Standard view across all rooms of this account. All attendees can either join from a modern browser in HTML Client or from the new desktop applications. Users can also join from the current mobile apps. Users joining from classic desktop applications will be shown an appropriate message to either join from a modern browser or update their application.

Spring Default

☒ Use Enhanced audio*

Use this option to use enhanced audio (Opus codec).

* Users will not be able to join from mobile apps.

* Make Offline (mp4) recordings will not be possible.

☐ Force classic view (The option to use classic view will be removed soon)

Use this option If some of the users are on 32-bit systems and need to share their desktop screen. Note: This will force all attendees to join from Flash client in browser or from the classic desktop application.

☒ Let the hosts decide for their room

Current Default

Save

Cancel

Will my old Flash content continue to work in my Adobe Connect rooms ?

Flash content compatibility matrix Hosted deployments				
Content Type	Flash browser client	Desktop App in Classic View (Flash)	HTML browser client	Desktop App in Standard View (HTML)
Flash content in meetings	X		X	X
Flash content in On-demand trainings	X		X	X
Flash content in old recordings	X		X	X
		This support ends in September 2021		

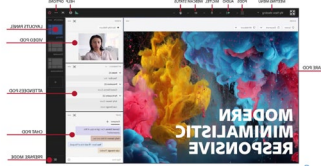
Flash content compatibility matrix On-Premise deployments				
Content Type	Flash browser client	Desktop App in Classic View (Flash)	HTML browser client	Desktop App in Standard View (HTML)
Flash content in meetings	X		X	X
Flash content in On-demand trainings	X		X	X
Flash content in old recordings	X		X	X
		Continued availability (but limited technical support) of Classic app for on-prem users choosing to not upgrade to C11.2		

How can you be ready?

Classic View

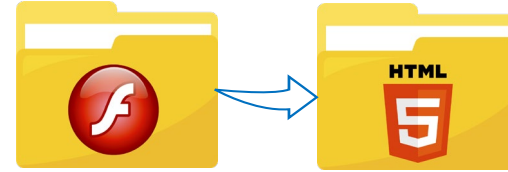


Standard View



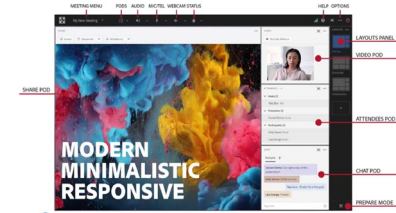
Important considerations while choosing your interface setting

[Watch video](#)




How to create your Flash to HTML content migration plan

[Watch video](#)




Learn more about Standard View

[Watch Playlist](#)



Publishing files To HTML5 using Adobe Captivate

[Read Blog](#)



Migrating Legacy Flash eLearning content to HTML5

[Read Blog](#)



Upcoming changes with Adobe Connect 11.2 - What users need to know

[Read Blog](#)

More Useful Resources

Ask any questions

1

[Discussion forum](#)

Hardware & Network Compatibility

2

Adobe Connect
[Technical Specifications](#)
and [System Requirements](#) page

When will your account be upgraded?

3

Adobe Connect account URL
in [Upgrade Timetable tool](#)
to determine time of
upgrade to C11.2.

Download latest Apps

4

Adobe Connect
[Downloads and Updates](#) page

Latest Features

5

[What's new in C11.0](#)
[What's new in C11.2](#)

Everything you need to know
about

6

[Flash Free Adobe Connect](#)