

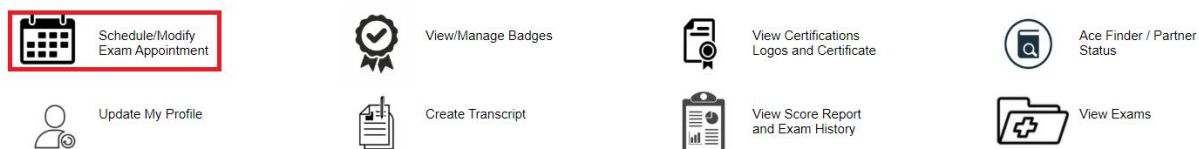
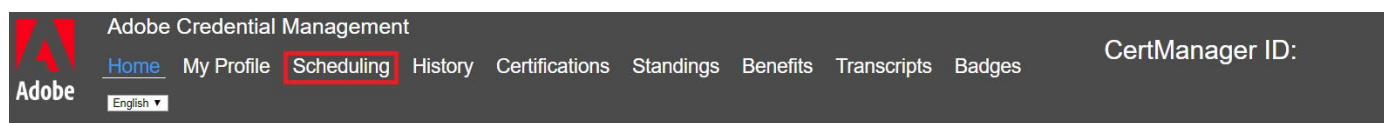
Exam Scheduling Guide For Adobe Certified Professional: Adobe ColdFusion

An Adobe ID is required to register. Here's how you can [create an Adobe ID](#)

Let's get started!

Step 1: Login to [Adobe Credential Manager](#) with your Adobe ID

Step 2: Select "Schedule/Modify Exam Appointment"

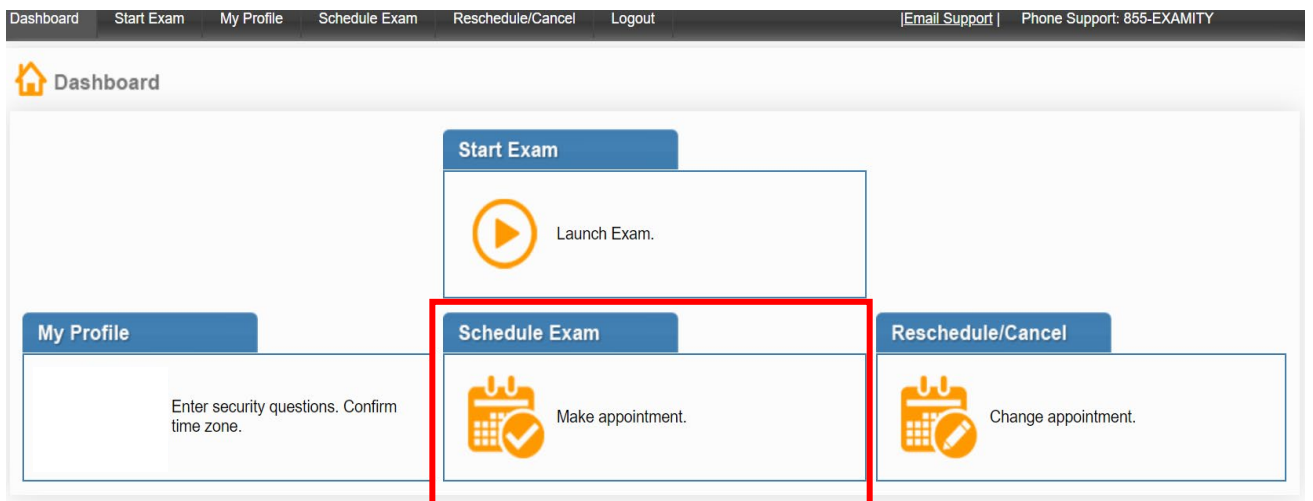


Step 3: On the exam scheduling page, click on "Other" to find "Adobe ColdFusion Certified Professional". Click on "Examity - Proctored Exam (Online)" link next to this exam. (You will now be directed to Examity to complete your exam registration)

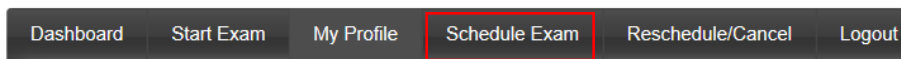
Adobe Exams

Name	Code	Schedule/Reschedule/Cancel
> Adobe Advertising Cloud Expert		
> Adobe Advertising Cloud Professional		
> Adobe Analytics Master		
> Adobe Analytics Expert		
> Adobe Audience Manager Master		
> Adobe Audience Manager Expert		
> Adobe Campaign Expert		
> Adobe Campaign Professional		
> Adobe Experience Manager Master		
> Adobe Experience Manager Expert		
> Adobe Target Master		
> Adobe Target Expert		
> Adobe Qualified Credential		
> Creative Cloud		
▼ Other		
AD0-P100 Adobe Captivate Certified Professional 	AD0-P100	Exami - Proctored Exam (Online)
AD0-P101 Adobe ColdFusion Certified Professional	AD0-P101	Exami - Proctored Exam (Online)

Step 4: At the Examity Dashboard page, click “Make appointment”



Note: If this is your first time taking an exam with Examity, you will need to complete your profile. Click on “My Profile” link and follow the instructions on screen. Please fill out the correct time zone while filling out Profile information. Your exam schedule will follow that time zone. Once done, click on “Schedule Exam” tab.



Step 5: At the Schedule Exam page, confirm you have the correct exam and chose a date, time and click “Schedule.”

Your time zone was set when you updated your profile, it is displayed in the top right corner of the website.

Note: If you are scheduling your exam within 24 hours, please confirm on-demand scheduling is switch to “on.” There is a \$5.00 fee that will be charged for each test scheduled within 24 hours.

[Live Chat](#) | [Email Support](#) | Phone Support: [855-EXAMITY](#)

On-demand scheduling OFF

Use the on-demand scheduling option to take test within 24 hours.
Please note, there is a \$5.00 fee that will be charged for each test scheduled within 24 hours.
Your time zone was set when you updated your profile, it is displayed in the top right corner of the website.

Step 6: At the payment screen, enter your voucher code, hit “Apply” and click “Next”

1 2 3

Exam Details Payment information Confirmation

On-demand	\$ 0.00 Voucher code does not apply to 'On-demand' fee
Total Amount	\$ 499.00
Voucher Code	<input style="border: 2px solid red;" type="text"/> <input style="border: none; background-color: #4a7ebb; color: white; padding: 2px 10px;" type="button" value="Apply"/>
Test Taker Name	Shubhadipa Sarkar
Credential Name	Adobe ColdFusion Certified Professional
Exam Name	AD0-P101 Adobe ColdFusion Certified Professional
Exam Date	07-03-2020
Exam Time	4:00:00AM

To exit, close your browser. Check your email for confirmation and receipt of your appointment.

Helpful tutorials

[Launching your exam](#)

[Rescheduling an exam](#) (you can reschedule your exam with the same voucher code)

[Cancelling an exam](#)

[Learn About the Procedure of Taking an Online Proctored Exam](#)

[Rules and Requirements of Taking an Online Proctored Exam](#)

Please note that failing to meet the rules and requirements of the online proctored exam may lead to termination of the exam. We will not be able to process a refund in case of termination of the exam. (Exception: The Adobe ColdFusion certification exam is open book. Therefore, you may have online/offline study materials, notes, papers and pen with you. You may also open the Adobe ColdFusion application in the same monitor. Dual monitors are not allowed).

[Learn about Examity online proctoring](#) video

[Questions? Certification Support](#)