

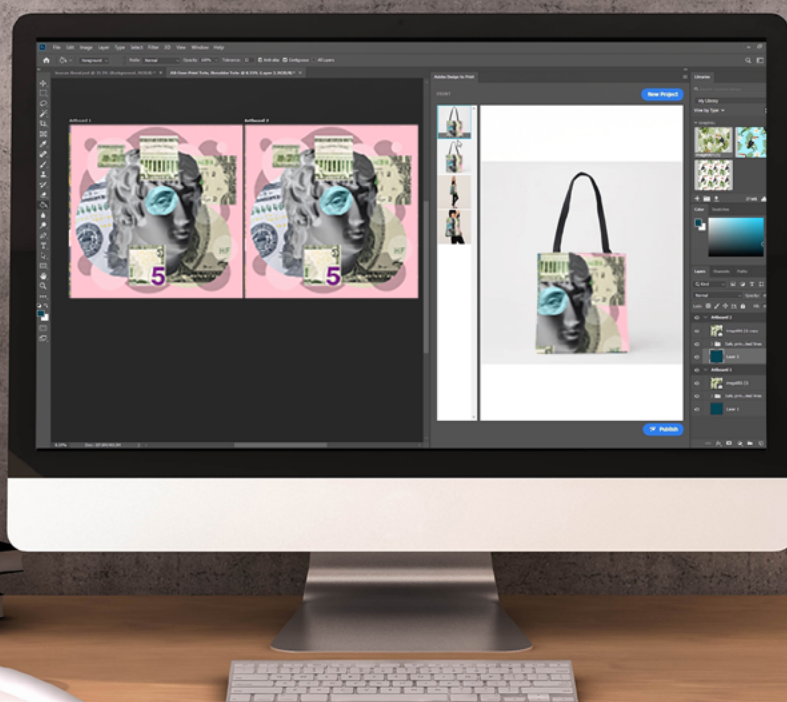


Make art, make money with Adobe Design to Print for Adobe Photoshop

Adobe Design to Print is a free plug-in that is built for designers, like you, to create designs for online sale and production. Now, you can not only create but also publish your designs to Zazzle, directly from Photoshop, and earn royalty fees for your creations – helping you to turn your passion into a paycheck!

Download for FREE

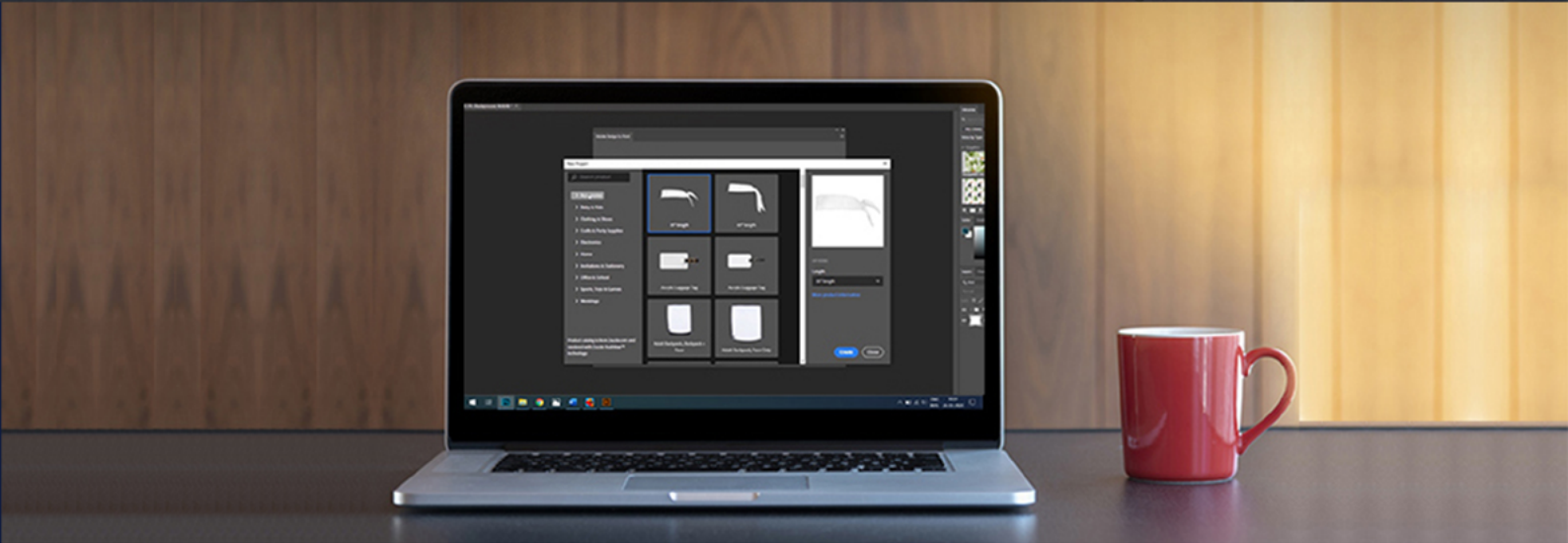
For more details visit- adobe.com/go/DesignToPrint



How does Adobe Design to Print unfold your creative world?

Unlock your creativity

Focus on being creative without getting distracted by the details of selling your designs or having to do multiple reworks for the products you are designing for.

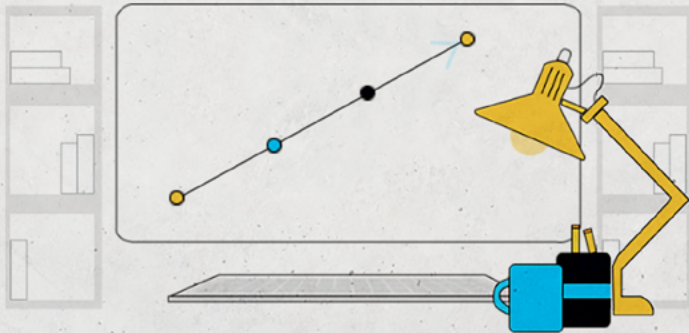


Turn your passion into a paycheck

Publish your designs directly to [Zazzle](#), allowing customers to browse and buy a range of products featuring your work, earning you royalties in the process.

[Know more](#)

What else does Adobe Design to Print do for you?

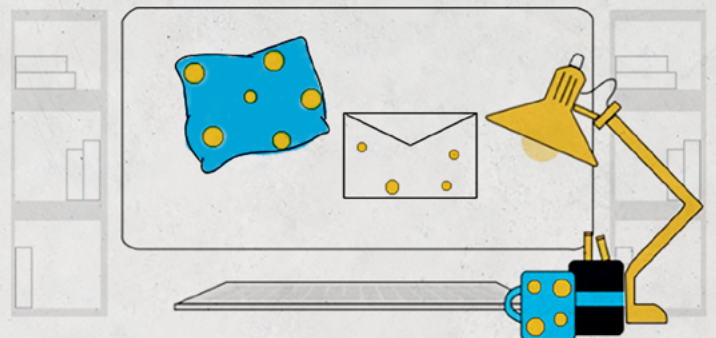


Turbocharge your productivity

Adobe Design to Print allows designers and graphic artists like you to directly publish their designs from Photoshop. Save the time and effort usually required to publish your designs. More designs mean more money!

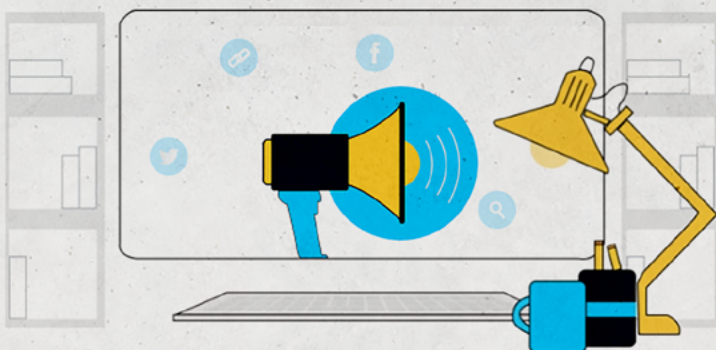
Visualize your designs in real time

Adobe Design to Print allows you to see a real-time preview of your artwork on a wide range of products and make creative adjustments to your designs, as necessary. Save time and effort in the creative process by visualizing your design on the finished product. Better designs mean more money!



Expand your reach and get recognition

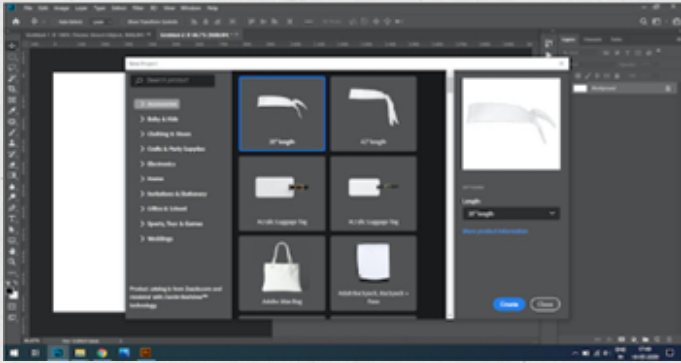
Reach hundreds of thousands of customers directly via [Zazzle](#), and expand your reach without having to step out of your comfort zone within Photoshop. Greater reach means more money!



Download for FREE

For more details visit- adobe.com/go/DesignToPrint

Features

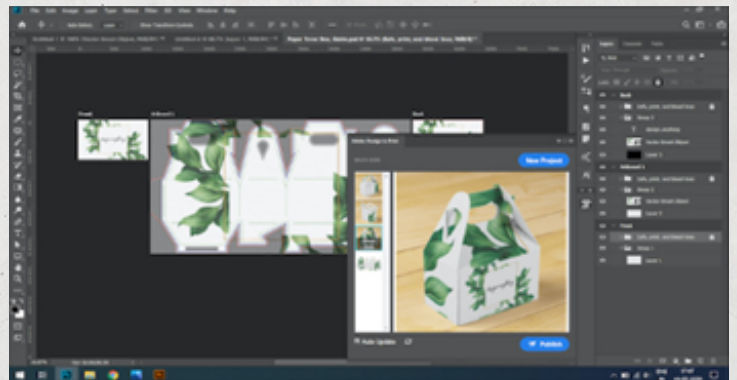


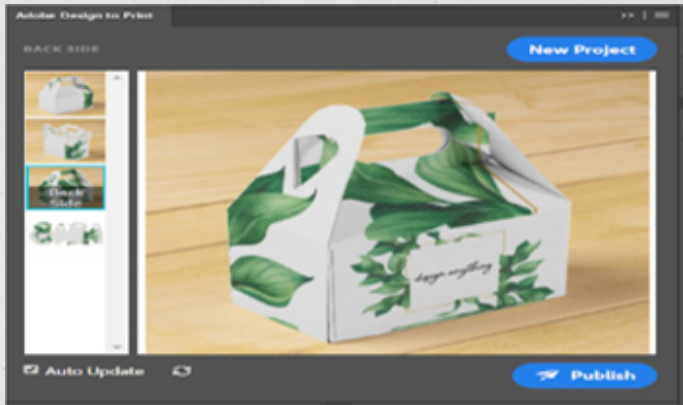
Select from a catalog of over 250 product templates, and create your artwork within Photoshop

Adobe Design to Print takes the guesswork out of creating your artwork. Simply pick a product from the catalog and you'll be presented with a ready-to-fill template of the right size and the right document settings, with helpful guides so that you can create or place your content in exactly the right place.

Preview a real-time rendering of the product incorporating your artwork being updated live, as you make changes

Ever been disappointed after receiving the first proof or sample of your product in the mail? Adobe Design to Print takes the guesswork out of design by showing you a real-time preview of your artwork as it appears on the final manufactured product. You can see the preview from multiple angles to get a real understanding of the finished result!



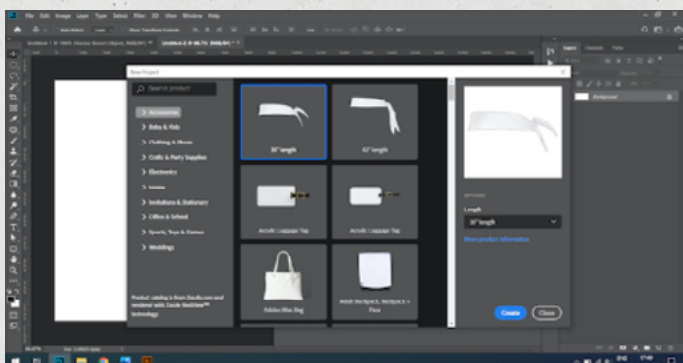
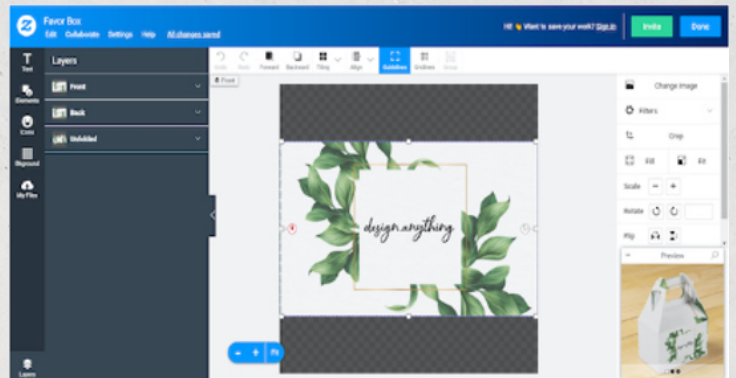


Publish your design for online sale and manufacture with a simple push of a button, with no additional steps or complications

Saving your design in the right format and submitting it can be a real headache. But now, all you need to do is press a single button, and Adobe Design to Print will automatically package and deliver your artwork.

Define layers for your artwork that can be chosen by the purchaser just before manufacture

Enable the customer to personalize their purchase by selecting which layers to include by defining the variations for the customer to select..



Define templates that can be customized by the purchaser when they order (NEW in latest version)

Have a great idea for a Holiday card featuring a photo or a message that's personal to the sender? Adobe Design to Print lets you define layers that will be customized by the purchaser with a few easy clicks. So they can upload their own picture and provide their own greetings.

Here's what the designer community has to say

“ Love it! Huge time saver being able to design directly in Photoshop while seeing it live on Zazzle , very easy to use



—Audrey Chenal

”

“ Design to Print makes designing for products a simpler, more streamlined process. Great job, Zazzle and Adobe!



—Holiday Hearts Designs

”

“ Working with Zazzle products directly in Photoshop really simplifies the process, especially for items with complex design areas



— Kristen Juckiewicz

”

“ Now I can do everything I need to do in Photoshop rather than saving and uploading the file to Zazzle only to find out that the design isn't looking how I want on the product. Adobe Design to Print is fantastic for designing photo collages.




—Wasootch

”

See where Adobe Design to Print can take you?





What is Adobe Design to Print?

Adobe Design to Print is a free plug-in built for designers who use Adobe Photoshop to create designs for online sale and production. Now, you can not only create but also publish designs directly from Photoshop and earn royalty fees, from the publisher, helping you turn your passion into a paycheck.

Which version of Photoshop supports Adobe Design to Print?

Adobe Design to Print is currently supported on Photoshop 2020 and Photoshop CC (2018 and 2019 releases) for Mac and Windows and is available in English.

Who should use Adobe Design to Print?

Adobe Design to Print is built for:

Graphic artists and designers who use Photoshop to create artwork for online sale and production
Designers on [Zazzle](#)

Graphic artists and designers who want to monetize their graphic design skills through the creation of artwork that can be used for online sale and production.

How do I use Adobe Design to Print?

- Getting started with Adobe Design to Print is quick and easy.
- Download and install the plug-in from [Adobe Exchange](#).
- Launch any of the supported versions of Photoshop.
- Navigate to Windows > Extensions > Adobe Design to Print to open the plug-in. A new dialog box opens. Click Create New Design to Print Project.
- Select any product from the online Zazzle Product Catalog (made available within Photoshop via Adobe Design to Print) and click Create.
- Apply and edit your designs. Work on one or more artboards while previewing your design.
- Publish your design online for sale and production.

What platforms are currently integrated with Adobe Design to Print?

[Zazzle.com](#) is the first partner to collaborate with Adobe Design to Print. It is the world's leading online destination for people to customize products and designs. Adobe Design to Print offers a quick and intuitive interface for designers to select a "blank" product (for example, pillow covers, bags, or t-shirts) from a catalog, seamlessly preview their artwork on the selected product in real time, and publish the design for sale and production on [Zazzle.com](#). All this is achieved within the comfort and familiarity of Adobe Photoshop.

How do I earn money using Adobe Design to Print?

[Zazzle.com](#) is the first partner to collaborate with Adobe Design to Print. It is the world's leading online destination for people to customize products and designs. Once you publish your designs on the selected product(s) on Zazzle, using Adobe Design to Print, a Zazzle customer can choose and buy this product. Zazzle will process the transaction, print and ship the product to the customer, and pay the designer (you) a royalty fee, which is a mutually agreed upon (between the designer and Zazzle) percentage of the sale.

🗨 **How much does Adobe Design to Print cost?**

Adobe Design to print is a free plug-in to download for Photoshop.

🗨 **Why should designers use Adobe Design to Print?**

Make art, make money — Adobe Design to Print makes it easy for designers to earn royalties from their designs.

Turbocharge your productivity — Adobe Design to Print helps designers turbocharge their creativity and productivity by allowing them to focus on the creative process without getting distracted by the details of selling their designs.

Visualize your artwork on any product in real time within Photoshop — Adobe Design to Print helps designers see a real-time preview of their artwork on a wide range of products and make creative adjustments to their designs on the fly, as necessary.

🗨 **Who created Adobe Design to Print?**

Adobe Design to Print was developed by the Print team in the Print & Publishing business unit (PPBU). The Print team is developing next-generation services, such as Adobe Design to Print, to connect designers with print service providers. These services aim to empower designers to create content in ways that are quicker, easier, and more reliable for printing and manufacturing.

🗨 **When was Adobe Design to Print launched?**

The [public announcement](#) about the general availability of Adobe Design to Print was made at Adobe MAX 2019, and it was published on Adobe Exchange on October 16, 2019.

🗨 **Who do I contact for additional information?**

For any questions, please contact us at designtoprint@adobe.com

🗨 **I am a designer. Who do I contact for support with Adobe Design to Print?**

For any questions, please contact us at support-adobe-dtp@adobe.com

🗨 **I am a potential business partner. Who do I contact for collaboration opportunities with Adobe Design to Print?**

For any questions, please contact us at adobe-dtp-partners@adobe.com

🗨 **I have never used or heard of Zazzle.com. Can I still use Adobe Design to Print?**

Zazzle.com is the first partner to collaborate with Adobe Design to Print. It is the world's leading online destination for people to customize products and designs. You will need a Zazzle account to use Adobe Design to Print if you want to monetize your graphic design skills through the creation of artwork that can be used for online sale and production. You can head over to <http://zazl.it/signup> to sign-up. It's quick and easy.

Download for FREE

[For more details visit- **adobe.com/go/DesignToPrint**](https://adobe.com/go/DesignToPrint)

