

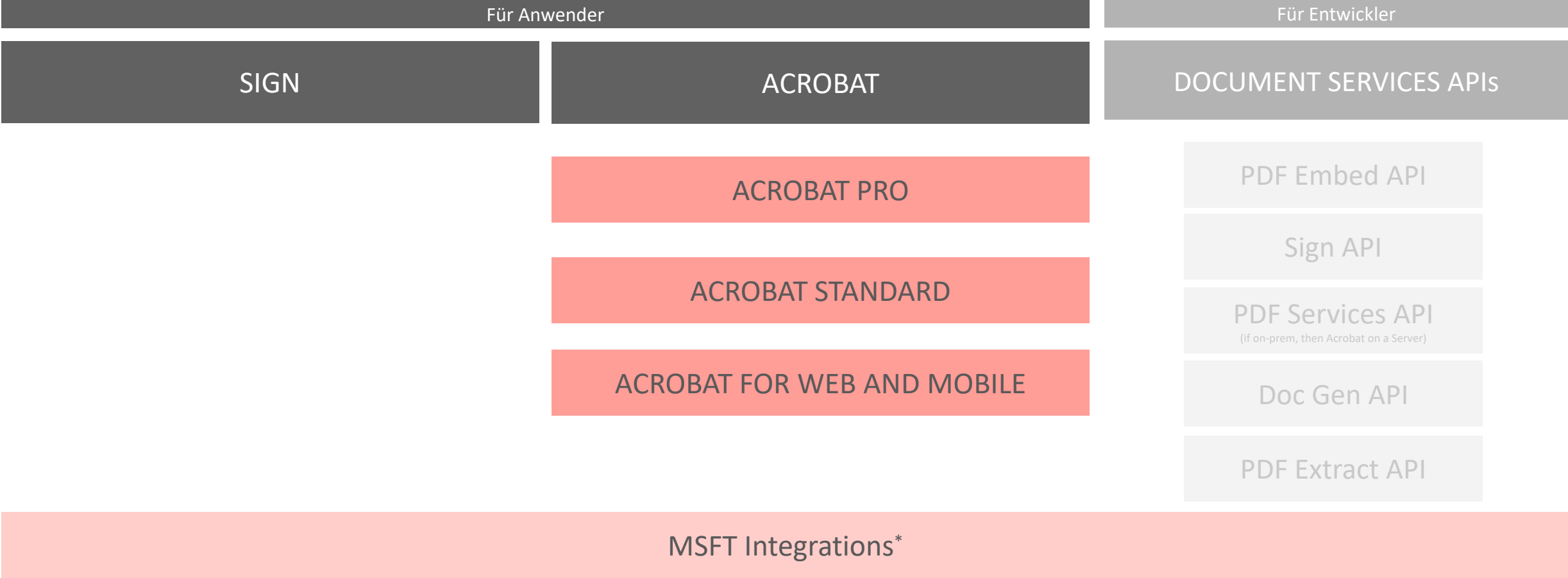


Beyond Acrobat & Sign

DC APIs at Work

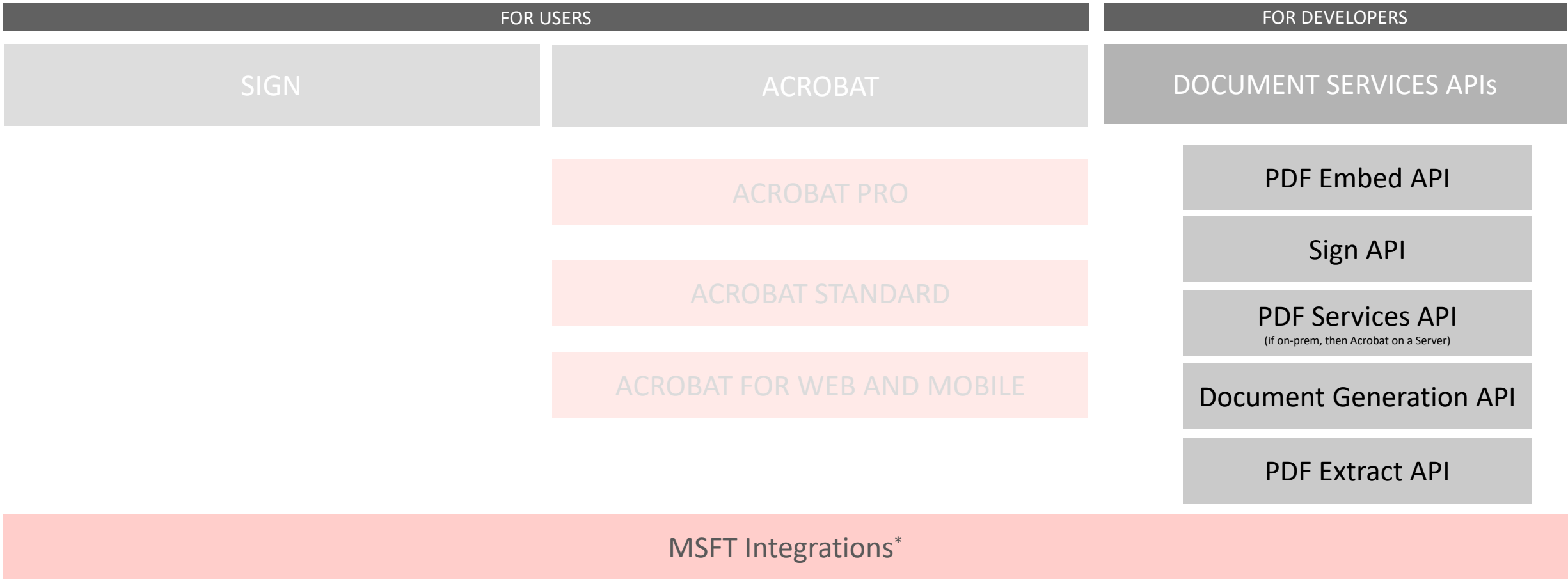


Bisheriges DC Portfolio



* Certain Acrobat integrations in MSFT Teams do not require Adobe credentials (i.e., can be used without a paid entitlement)

NEU: DC APIs



End-to-End-Lösungen für den digitalen Lebenszyklus von Dokumenten





CREATE

Document Generation API


Dynamische Erstellung von PDF- und Word-Dokumenten auf der Grundlage von JSON-Daten mit bedingter Logik, Tabellen, Listen und Bildern.

 Generate Word or PDF

 Conditional sections

 Dynamic tables and lists


 Dynamic images


 Adobe Sign-ready


SIGN


Adobe Sign API

Sende und erfasse rechtskonforme elektronische Unterschriften.

 Capture e-signatures

 Identity verification methods

 Embedded web forms

 Send in bulk

TRANSFORM

PDF Services API

PDFs umwandeln, z. B. erstellen, kombinieren und in Formate wie Word und andere Formate exportieren.

 Create  Combine

 Split  Export

 OCR  Protect


 Compress  Reorder


 Insert  Linearize


PUBLISH

PDF Embed API FREE

Binde die PDF-Anzeige in Deine Webanwendungen ein, und erhalte Auswertungen zu deinen Inhalten.

 Client-side rendering

 Customizable viewing modes

 Comments and annotations


 Analytics events


EXTRACT

PDF Extract API

Entlocke deinen PDFs Informationen und baue darauf automatisierte Prozesse auf.

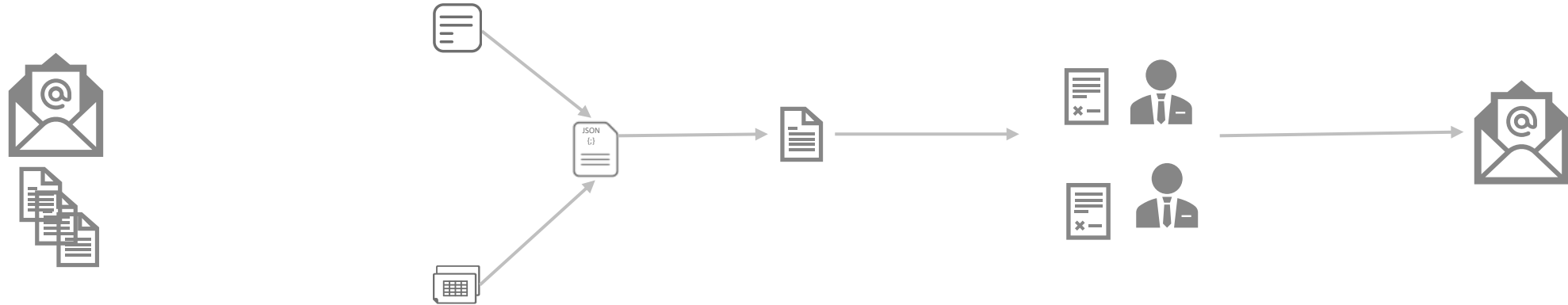
 AI-powered structure analysis

 Table and image extraction

 Data provides as JSON

Use Case: Purchase to Pay (P2P)

Typischer Bestellprozess



Kunde sendet eine E-Mail mit einer Bestellung

Relevante Daten werden mit der **PDF Extract API** ausgelesen

Mithilfe der **Document Generation API** und der extrahierten Daten wird ein internes Dokument zur Genehmigung des Konditionen erstellt

Konditionen werden genehmigt mithilfe von **Adobe Sign**. Dokumente werden im Archiv gespeichert.

Kunde erhält einen mit **Document Generation API** erstellten Lieferschein incl. zusätzlicher Dokumente – zusammengestellt mit **PDF Services API**

Where do our APIs work?



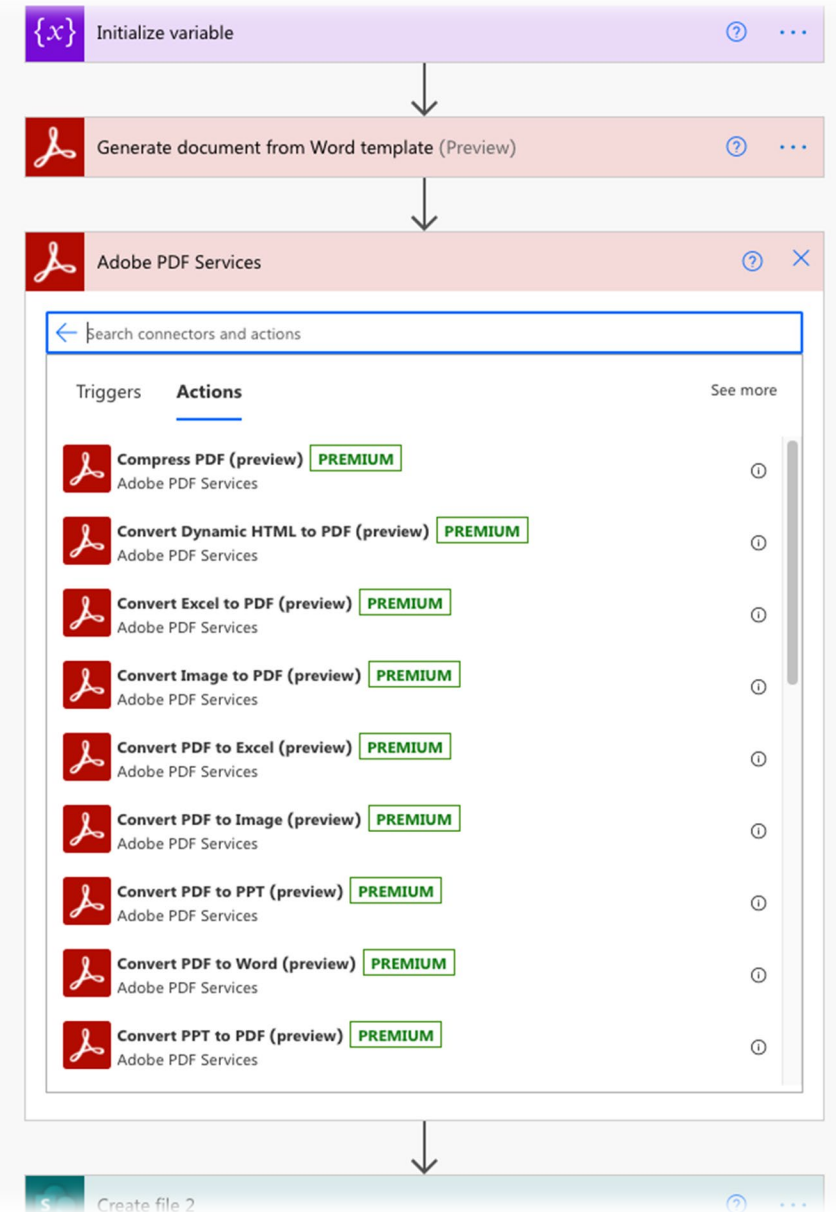
Microsoft Power Automate

Power Automate is a cloud-based service that helps you create **automated workflows** between your Microsoft apps and services to synchronize files, get notifications, collect data, and more.

Example flows:

Automatically convert PDF files from SharePoint drive to Word format

Convert HTML files from a SharePoint folder to PDF and send to Adobe Sign for signatures



Adobe Connectors in Power Automate



Adobe Sign

EXISTING CONNECTOR

[Link](#)

- Get signatures for a selected SharePoint file
- Save an Adobe Sign completed agreement to SharePoint library
- Get approvals on a new file in SharePoint
-



Adobe Creative Cloud

PREMIUM

EXISTING CONNECTOR

[Link](#)

- Copy assets from OneDrive when they are added to Creative Cloud
- Save Office 365 email attachments to Creative Cloud
-



Adobe PDF Services













PREMIUM

NEW CONNECTOR

[Link](#)

- Convert Microsoft Word documents into PDFs from a selected SharePoint file
- Create PDFs from documents in SharePoint library
- Save any PDF attachments received via email directly into Sharepoint

PDF Services Templates

 <p>Convert newly added files to text searchable PDF in SharePoint By Adobe PDF Services</p> <p>Automated 285</p>	 <p>Convert newly added files to text searchable PDFs in OneDrive for Business By Adobe PDF Services</p> <p>Automated 114</p>	 <p>Convert newly added PDF files to Microsoft Excel in OneDrive for Business By Adobe PDF Services</p> <p>Automated 111</p>	 <p>Merge all SharePoint content into a PDF with the click of a button By Adobe PDF Services</p> <p>Instant 101</p>
 <p>Convert newly added PDF files to Microsoft Excel in SharePoint By Adobe PDF Services</p> <p>Automated 99</p>	 <p>Merge email attachments to PDF and archive in OneDrive for Business By Adobe PDF Services</p> <p>Automated 77</p>	 <p>Convert HTML files in SharePoint to PDF using Adobe PDF Services By Adobe PDF Services</p> <p>Instant 55</p>	 <p>Create a PDF copy of newly added file in SharePoint By Adobe PDF Services</p> <p>Automated 51</p>
 <p>Convert newly added PDF files to Microsoft Word in OneDrive for Business By Adobe PDF Services</p> <p>Automated 46</p>	 <p>Convert a selected PDF in SharePoint to Microsoft Word and email it By Adobe PDF Services</p> <p>Instant 38</p>	 <p>Compress newly added PDF files in OneDrive for Business By Adobe PDF Services</p> <p>Automated 23</p>	 <p>Generate agreement from MSFT Forms and Word template, send for signature By Adobe PDF Services</p> <p>Automated 21</p>

PDF Services Connector Actions


 Document Generation (with option to send for e-signature)




 Create (Convert documents to PDF)

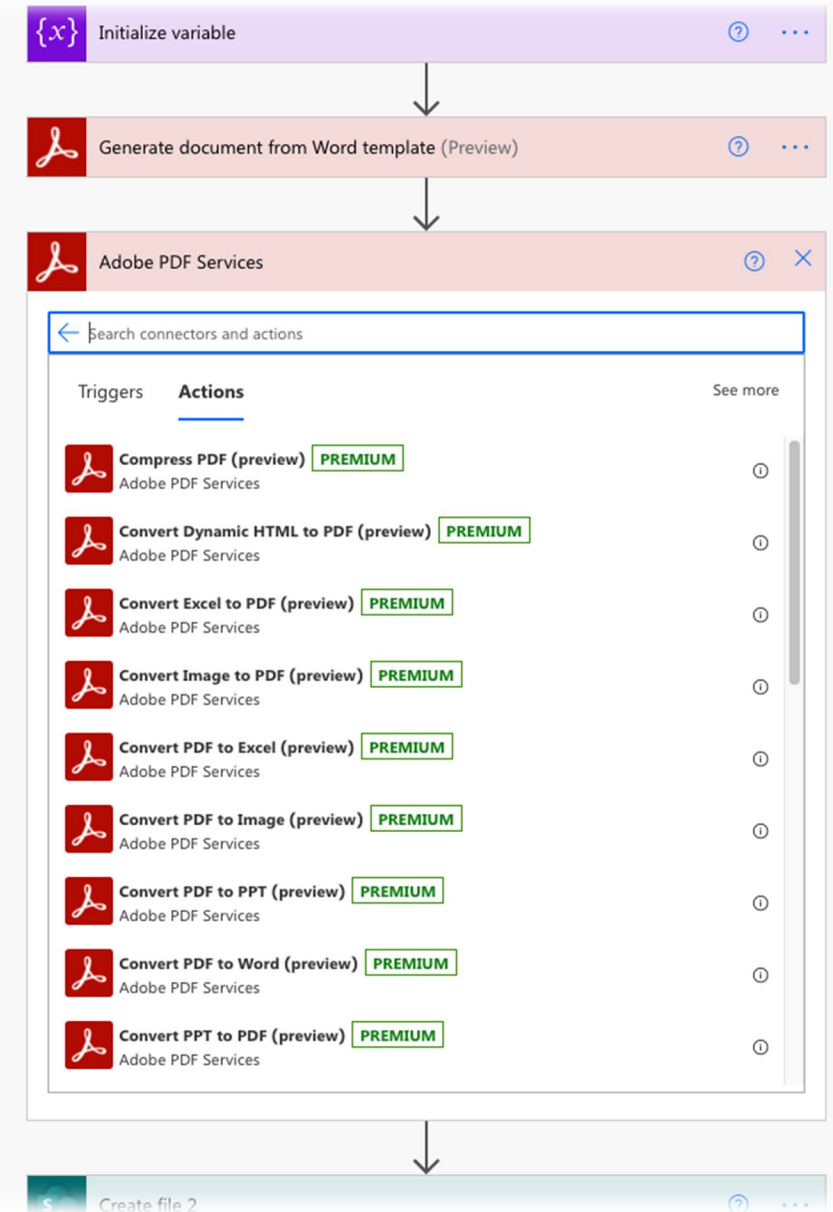
 Export (convert PDF to other formats)

 Protect (secure PDF contents)

 OCR (create searchable PDF)

 Combine (merge PDF)

 Split  Linearize  Compress



The screenshot displays a workflow editor interface. At the top, there is a purple action box labeled "Initialize variable" with a variable placeholder "{x}". Below it is a red action box labeled "Generate document from Word template (Preview)". The main part of the screenshot is a dropdown menu for "Adobe PDF Services" which is open, showing a search bar and a list of actions under the "Actions" tab. The actions listed are:

- Compress PDF (preview) PREMIUM
- Convert Dynamic HTML to PDF (preview) PREMIUM
- Convert Excel to PDF (preview) PREMIUM
- Convert Image to PDF (preview) PREMIUM
- Convert PDF to Excel (preview) PREMIUM
- Convert PDF to Image (preview) PREMIUM
- Convert PDF to PPT (preview) PREMIUM
- Convert PDF to Word (preview) PREMIUM
- Convert PPT to PDF (preview) PREMIUM

At the bottom of the workflow editor, there is a light blue action box labeled "Create file 2".

Resources

External facing:

- [Free trial](#)
- [Adobe.io](#)
- [Overall Doc Services Pitch deck](#)

