




Adobe Certified Expert 受験登録方法

2023/10/13

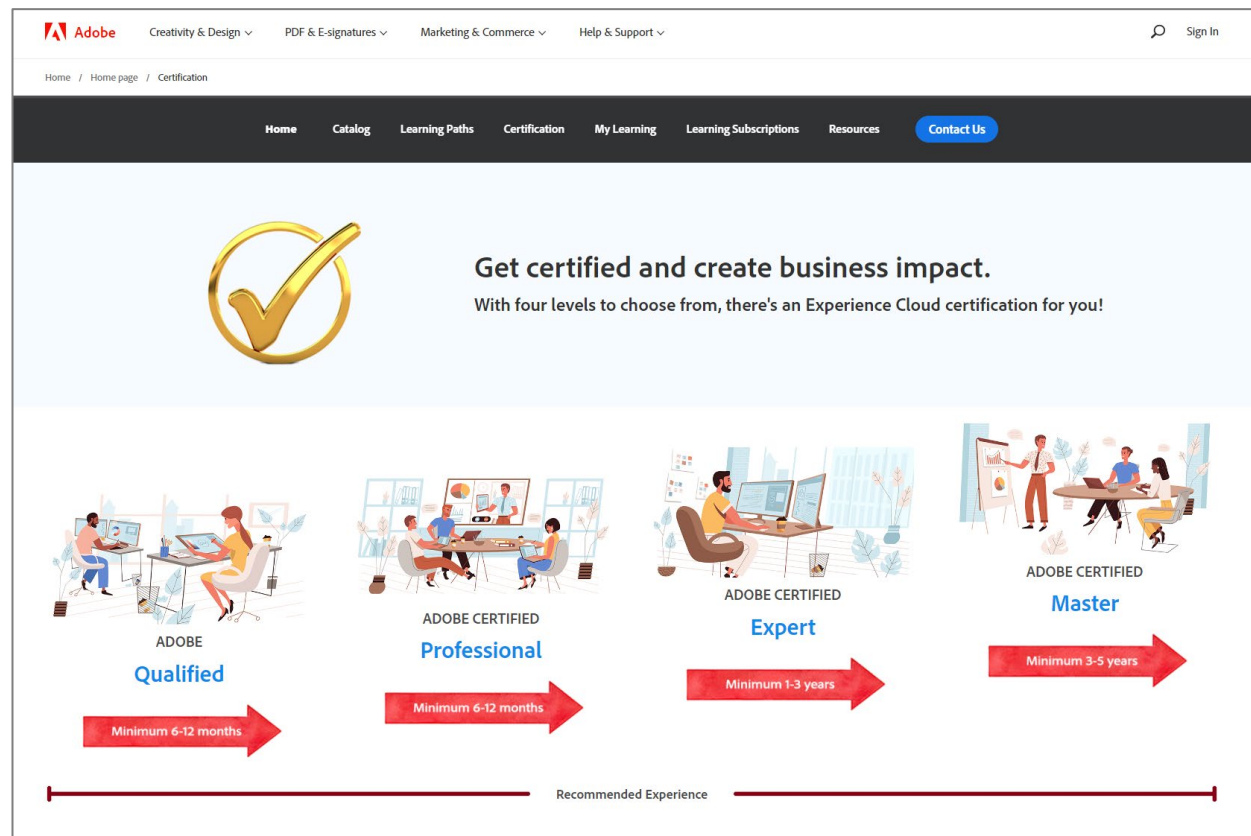
Adobe Digital Learning Services



認定試験ご案内トップページ

現在、認定試験に関する情報は、グローバル（英語）のサイトを参照いただいております。随時更新がかかり日本語翻訳が追いつかない都合で、ご不便をおかけいたします。

<https://learning.adobe.com/certification.html>



- ✓ Adobe Marketo Engage 試験も本ウェブへ統合されております
- ✓ Qualified, Professional, Expert, Master と4段階構成
- ✓ 2023年10月以降「PSI試験センター」での受験は出来なくなりました。Examityでオンラインでの受験のみ可能です。
- ✓ 以下の試験が2023/10/12時点で日本語提供されております

AD0-E208-J Adobe Analytics Business Practitioner Expert – Japanese

AD0-E209-J Adobe Analytics Developer Expert Exam – Japanese

AD0-E121-J Adobe Experience Manager Sites Business Practitioner Expert – Japanese

AD0-E124-J Adobe Experience Manager DevOps Engineer Expert – Japanese

AD0-E559-J Adobe Marketo Engage Business Practitioner Expert – Japanese

AD0-E555-J Adobe Marketo Engage Professional – Japanese

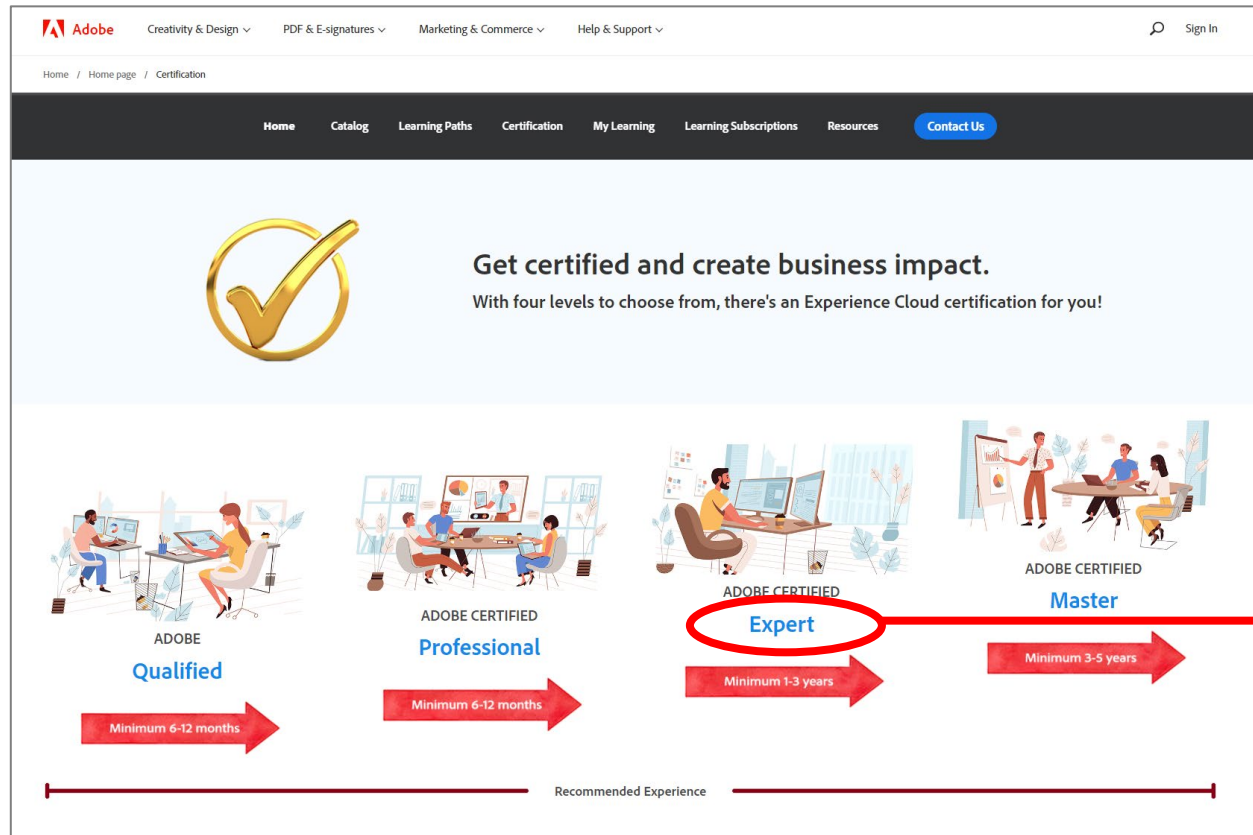
AD0-E406-J Adobe Target Business Practitioner Expert exam – Japanese

- ✓ 以下の試験が日本語翻訳中、2023年中をめどに公開予定です

AD0-E134 Adobe Experience Manager Sites Developer Expert

受験登録方法：該当試験をレベルから選択

例：ADO-E559-J Adobe Marketo Engage Business Practitioner Expert – Japanese を登録されたい場合



「Expert」をクリック

受験される試験の試験ガイドを確認する

例：AD0-E559-J Adobe Marketo Engage Business Practitioner Expert – Japanese を登録されたい場合

Experience League Learn Documentation Community Support

Search Experience League All

Certification > Certification at Adobe > Business Practitioner Expert certification

Exam AD0-E559

Certification journey for Adobe Marketo Engage Business Practitioner Expert

This page provides information on how to attain this certification. It includes a description of the exam, study materials, step-by-step instructions on the certification process, and how to renew your certification.

Exam description

Learn who should take this exam, what experience is recommended, and what subjects are covered on the exam.

Exam details

- Level: Expert (1-3 years' experience)
- Passing Score: 32/50
- Time: 110 mins
- Delivery: Online proctored (requires camera access)
- Available languages: English, Japanese
- Cost: \$225 (global) / \$150 (India)
- Exam ID: AD0-E559 (English), AD0-E559-J (Japanese)

Intended audience

- Marketing operations manager/specialist/expert/analyst
- Digital marketing automation manager/specialist/expert/analyst
- Marketing systems manager
- Demand generation manager
- Email marketing manager
- Revenue operations manager

ON THIS PAGE

- [Exam description](#)
- [How to get certified](#)
- [Renewing your certification](#)
- [Questions](#)

Last Updated: September 29, 2023

Technical certifications by solution

- Adobe Advertising
- Adobe Analytics
- Adobe Customer Journey Analytics
- Adobe Audience Manager
- Adobe Campaign Classic
- Adobe Campaign Standard
- Adobe Commerce
- Adobe Document Cloud
- Adobe Experience Manager
- Adobe Marketo Engage
 - Marketo Engage Overview
- Professional
- Expert
 - Business Practitioner**
 - Master
- Adobe Real-Time CDP
- Adobe Journey Optimizer

試験番号がこちらに掲載されています

日本語の試験ガイドはございません

ブラウザ翻訳をご利用ください

「Technical certifications by solution」

タブを開き、製品と希望の試験を選択

試験番号別でガイドが確認いただけます

受験登録方法：Credential Management System という試験管理サイトへ

例：ADO-E559-J Adobe Marketo Engage Business Practitioner Expert – Japanese を登録されたい場合

The screenshot shows the Adobe Experience League website. The left sidebar contains a list of links: 'Certification home', 'Get started', 'How to get certified' (circled in red), 'Renew your certification', 'Restart program', 'FAQ', 'Technical certifications by solution', and 'Credentials for end users'. The main content area is titled 'How to get certified' and includes a sub-header 'Learn how to get certified at Adobe. Find all the resources you need before, during and after you become certified.' Below this is a navigation bar with links: 'Registration', 'Taking your exam', 'Exams cost', 'Certification vendors', 'Managing your certification profile', and 'Manage your badges'. The 'Registration' section is active, showing a list of steps to register for a certification exam. The first step, 'Step 1: Successfully login to the Adobe Credential Management System.', is circled in red. A red arrow points from the 'How to get certified' link in the sidebar to this step. Below the steps are 'Resources' and 'Questions' sections.

「How to get certified」タブから
「Adobe Credential Management
System」へ遷移ください

受験登録方法：該当試験へ

例：AD0-E559-J Adobe Marketo Engage Business Practitioner Expert – Japanese を登録されたい場合



Adobe ID（なければ作成）ログイン後
「Scheduling」タブを選択

受験登録方法：試験番号選択

例：AD0-E559-J Adobe Marketo Engage Business Practitioner Expert – Japanese を登録されたい場合

Adobe Exams		
Name	Code	Schedule/Reschedule/Cancel
> Adobe Advertising Professional		
> Adobe Analytics Professional		
> Adobe Analytics Expert		
> Adobe Analytics Master		
> Adobe Audience Manager Professional		
> Adobe Audience Manager Expert		
> Adobe Audience Manager Master		
> Adobe Campaign Professional		
> Adobe Campaign Master		
> Adobe Campaign Expert		
> Adobe Commerce Professional		
> Adobe Commerce Expert		
> Adobe Commerce Master		
> Adobe Customer Journey Analytics Expert		
> Adobe Experience Manager Professional		
> Adobe Experience Manager Expert		
> Adobe Experience Platform		
> Adobe Marketo Engage Professional		
▼ Adobe Marketo Engage Expert ⓘ		
AD0-E559 Adobe Marketo Engage Business Practitioner Expert ⓘ	AD0-E559	PSI - Proctored Exam (Test Center, Online) Exami - Proctored Exam (Online)
AD0-E559-J Adobe Marketo Engage Business Practitioner Expert - Japanese	AD0-E559-J	Exami - Proctored Exam (Online)
> Adobe Marketo Engage Master		
> Adobe Real-Time CDP Professional		
> Adobe Real-Time CDP Expert		
> Adobe Journey Optimizer Expert		
> Adobe Target Professional		
> Adobe Target Expert		
> Adobe Target Master		
> Adobe Workfront Professional		
> Adobe Workfront Expert		

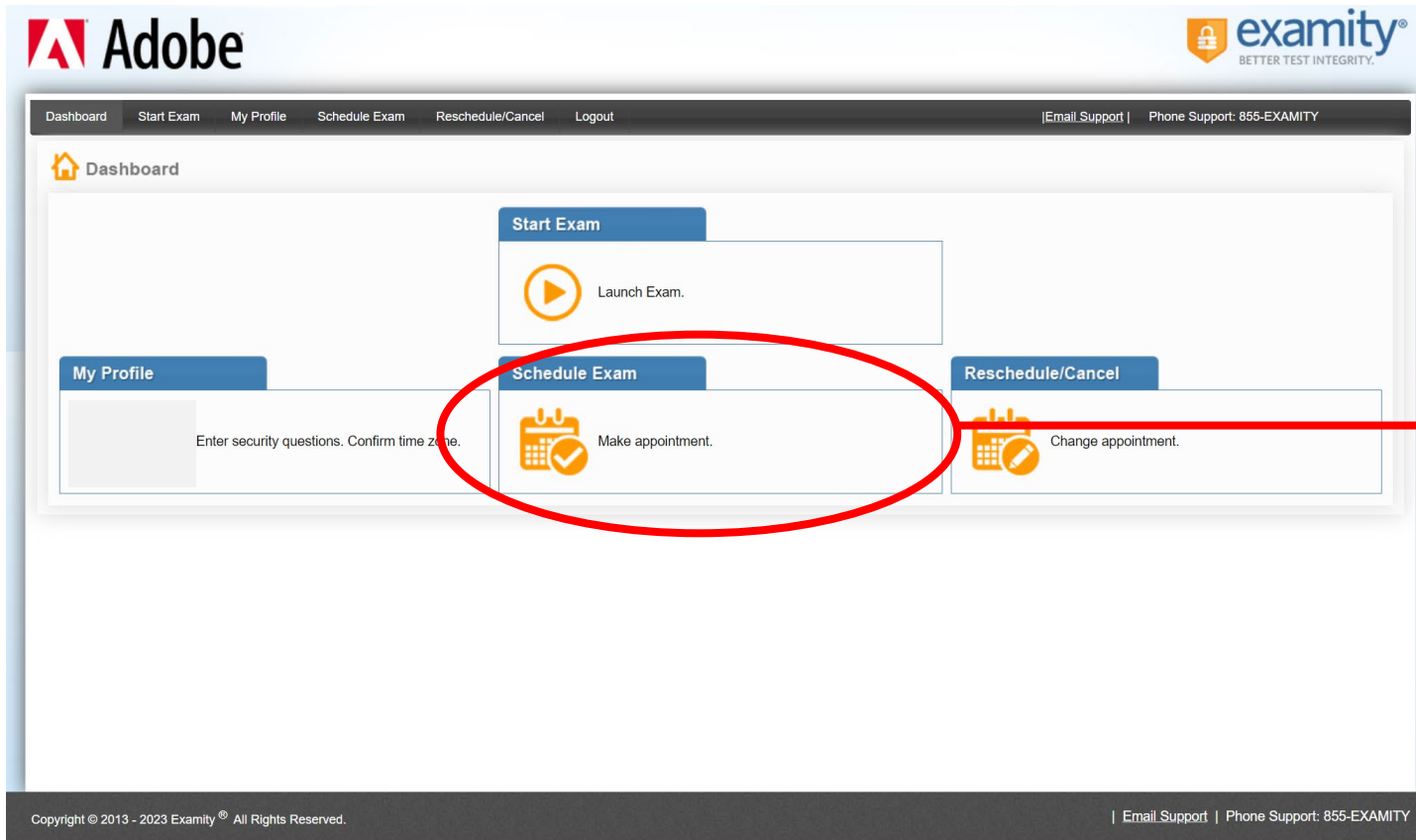
該当試験の「Exami – Proctored Exam (Online)」をクリック

日本語試験は試験番号の末に「J」がつきます

PSI は日本語提供を終了しており、Exami 一択となります

受験登録方法：日時選択

例：AD0-E559-J Adobe Marketo Engage Business Practitioner Expert – Japanese を登録されたい場合



Schedule Exam をクリック

受験登録方法

例：AD0-E559-J Adobe Marketo Engage Business Practitioner Expert – Japanese を登録されたい場合

Schedule/Reschedule Exam

Note: After submitting payment for your proctoring appointment, please check the Reschedule/Cancel tab (above) to confirm your appointment is booked. If no appointment is displayed, please contact Examity support via email (support@examity.com), online chat, or phone (855-EXAMITY) to finalize your proctoring appointment.

☐ Available ☐ Unavailable ☒ Scheduled

On-demand scheduling ☐ OFF

Use the on-demand scheduling option to take test within 24 hours. Please note, there is a \$5.00 fee that will be charged for each test scheduled within 24 hours. Your time zone was set when you updated your profile, it is displayed in the top right corner of the website.

To SCHEDULE an Exam:

- Select Exam.
- Select Date and Time.
- Click "Schedule."

To RESCHEDULE an Exam:

- Click "Reschedule Exam."
- Select new Date and Time.
- Click "Reschedule."

To CANCEL an Exam:

- Click "Cancel Appointment."
- Yes in pop-up message.

Note: The name on your Examity dashboard must be your legal name and an exact match to your government issued photo ID. Please send any name update requests to certif@adobe.com. Do not schedule until your profile name is correct.

Exam Name	Exam Duration
AD0-E559-J Adobe Marketo Engage Business Practitioner Expert – Japanese	110 Minutes

September 2023

Su	Mo	Tu	We	Th	Fr	Sa
27	28	29	30	31	1	2
3	4	5	6	7	8	9
10	11	12	13	14	15	16
17	18	19	20	21	22	23
24	25	26	27	28	29	30
1	2	3	4	5	6	7

Select Time

12:00 AM	12:30 AM	01:00 AM	01:30 AM	02:00 AM	02:30 AM	03:00 AM	03:30 AM
04:00 AM	04:30 AM	05:00 AM	05:30 AM	06:00 AM	06:30 AM	07:00 AM	07:30 AM
08:00 AM	08:30 AM	09:00 AM	09:30 AM	10:00 AM	10:30 AM	11:00 AM	11:30 AM
12:00 PM	12:30 PM	01:00 PM	01:30 PM	02:00 PM	02:30 PM	03:00 PM	03:30 PM
04:00 PM	04:30 PM	05:00 PM	05:30 PM	06:00 PM	06:30 PM	07:00 PM	07:30 PM
08:00 PM	08:30 PM	09:00 PM	09:30 PM	10:00 PM	10:30 PM	11:00 PM	11:30 PM

Schedule

希望の日時を選択肢

「Schedule」をクリック

試験はオンラインのみです

<注意点> 日本から受験の際は、試験監督官に日本語を話せるスタッフが対応しますので、受験時間に制限があります。受験可能時間は、**月曜日から木曜日の朝7時～16時まで**となります。システム上は何時でも予約ができますがExamity側から変更の要請がきます。

受験登録方法

例：AD0-E559-J Adobe Marketo Engage Business Practitioner Expert – Japanese を登録されたい場合

Adobe examity®
BETTER TEST INTEGRITY.

Dashboard Start Exam My Profile Schedule Exam Reschedule/Cancel Logout | Email Support | Phone Support: 855-EXAMITY

1 Exam Details 2 Payment information 3 Confirmation

On-demand fee \$ 0.00 Voucher code does not apply to 'On-demand' fee

Total Amount \$ 50.00

Voucher Code Apply

Test Taker Name Miki Isogai

Credential Name Adobe Marketo Engage Business Practitioner Expert - Japanese

Exam Name AD0-E559-J Adobe Marketo Engage Business Practitioner Expert - Japanese

Exam Date 09-29-2023

Exam Time 6:30:00PM

Back Next

Copyright © 2013 - 2023 Examity® All Rights Reserved. | Email Support | Phone Support: 855-EXAMITY

Voucher Code があれば入力し
なければそのまま
「Next」へ

受験登録方法

例：AD0-E559-J Adobe Marketo Engage Business Practitioner Expert – Japanese を登録されたい場合

The screenshot displays the Adobe Examity checkout interface. At the top, the Adobe logo is on the left, and the Examity logo with the tagline 'BETTER TEST INTEGRITY.' is on the right. Below the logos is a navigation bar with links: Dashboard, Start Exam, My Profile, Schedule Exam, Reschedule/Cancel, Logout, |Email Support|, and Phone Support: 855-EXAMITY.

The main section is titled 'Your Cart Contents' and contains a table with the following data:

Product Name	Delivery	Unit Price (incl. JCT)	Quantity	Total (incl. JCT)
Examity	electronic	8,463 JPY	1	8,463 JPY

Below the table, the total amount is highlighted with a red circle and a red arrow pointing to the Japanese text on the right. The total is: **Total: 8,463 JPY** (includes 10% JCT to 7,694 JPY: 769 JPY).

The page is divided into two main sections: 'Billing Information' and 'Payment Information'.

Billing Information: Includes fields for * Email, * First Name (with a green checkmark), * Last Name (with a green checkmark), Company, * Street Address, * City, and * Zip/Postal Code.

Payment Information: Includes a radio button for 'Credit Card', a 'Credit Card Number' field, an 'Expiration Date (MM/YY)' field, and a 'Security Code' field (3- or 4-digit number). A 'TLS SECURE' logo is also present.

At the bottom, there is a copyright notice: 'Copyright © 2013 - 2023 Examity® All Rights Reserved.' and a support link: '| Email Support | Phone Support: 855-EXAMITY'.

価格はUSDが元になっているため

日々変動いたします

クレジットカードで決済

いただくと受験登録も完了します

完了後 に案内メールが送信されます

受験に向けた注意：必ずお読みください

- ✓ 受験時に政府発行の身分証明書（運転免許証やパスポート）が必要になります。
- ✓ 身分証に記載されている姓と名は、**Examity**のプロファイルで表示される**Last Name**と**First Name**と表記される言語を含めて、同じ状態でないと試験は受けられませんのでご注意ください（例：身分証が免許証の場合には漢字表記、パスポートの場合はアルファベット表記）
- ✓ **Examity**プロファイルの「**Last Name**」「**First Name**」の変更は certif@adobe.com へメールで依頼してください

support@examity.com で依頼しても変更の対応はしてもらえませんのでご注意ください。

依頼の際には「**Adobe ID**」「**変更するLast Name**」「**変更するFirst Name**」を身分証の画像データとともに送信してください。
- ✓ 試験についてのお問い合わせはこちら（英語のみ対応）：certif@adobe.com

対応が滞る場合は 営業担当か日本のトレーニングチーム宛てにご相談ください：adlsjapa@adobe.com
- ✓ 再試験の場合「同じ期に同じ試験を2回失敗すると3回目の受験は3か月待つ必要あり」というポリシーがあります。
- ✓ 再受験時にも認定試験費用が発生します。
- ✓ 認定試験ウェブサイトの内容や UI が頻繁に変わるため、本資料のキャプチャから変更になる場合がございます。キャプチャと異なっても申込フローや **Credential Management System** ページのログインURLに変更はございません。

